

Product Information

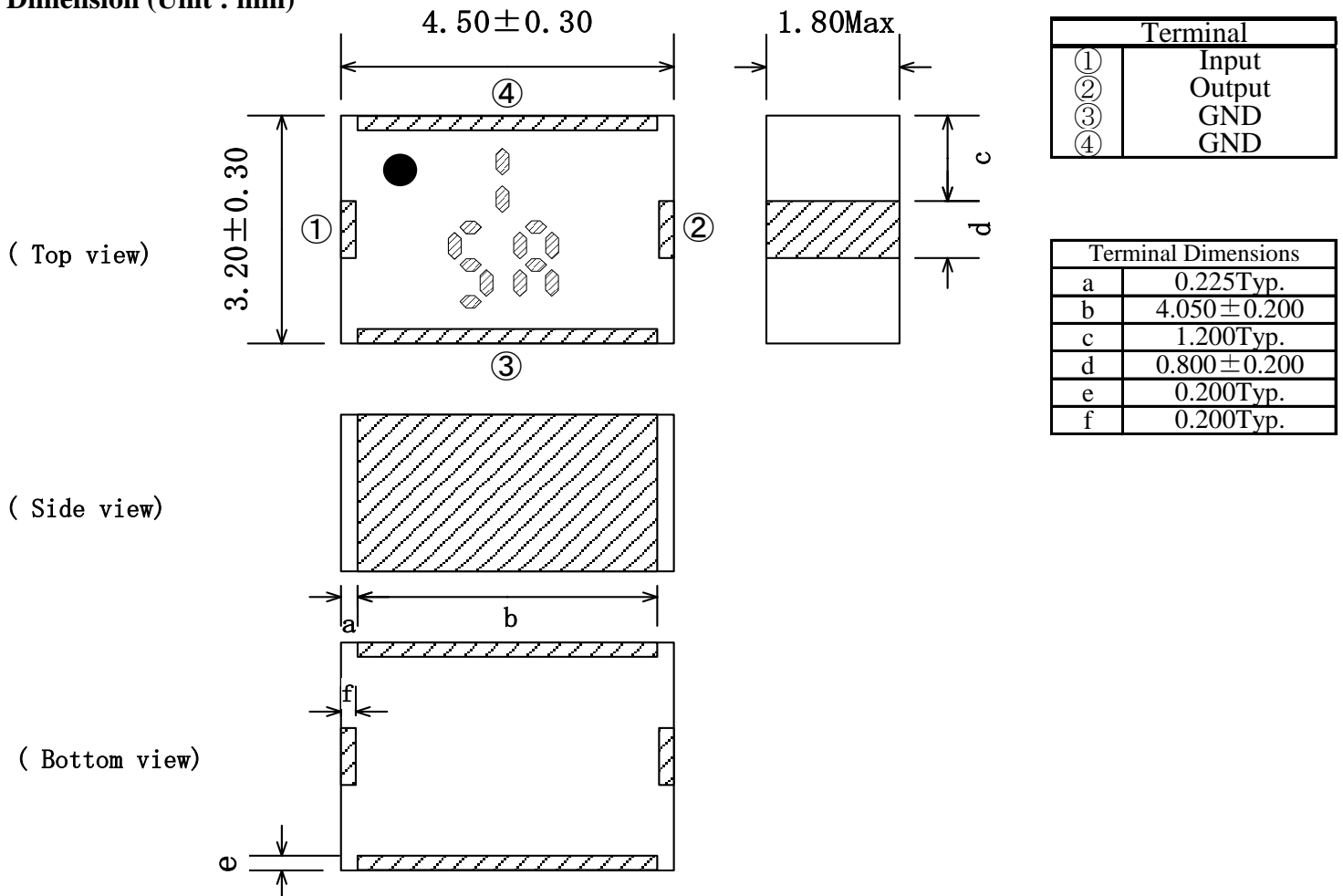
Control No. : ARP-4015800-A 1

Issued on January 6, 2023

1. Type No.
HMD0158N - T

RoHS Compliant Part

2. Dimension (Unit : mm)



3. Electrical characteristics

* Specification is subject to change.

Pass band	+25 deg C.	Typical	Unit	Remark
Nominal impedance	50	-	ohm	
Pass band frequency	5170-5330	-	MHz	
Insertion Loss	2.50 Max.	2.14	dB	
Ripple	1.50 Max.	1.23	dB	
V.S.W.R. in pass band	2.00 Max.	1.42	-	

Attenuation	+25 deg C.	Typical	Unit	Remark
2400 MHz - 2500 MHz	30 Min.	33	dB	
5490 MHz - 5835 MHz	40 Min.	45	dB	
10340 MHz - 10660 MHz	20 Min.	43	dB	

4. Note

- 4.1 Operating Temperature Range : -40 to +100 deg C.
- 4.2 Storage Temperature Range before soldering in taping package : -20 to +35 deg C.
- 4.3 Standard Reel Quantity : 1000 pcs (per reel, per bag)
- 4.4 Max input power Level : 5W

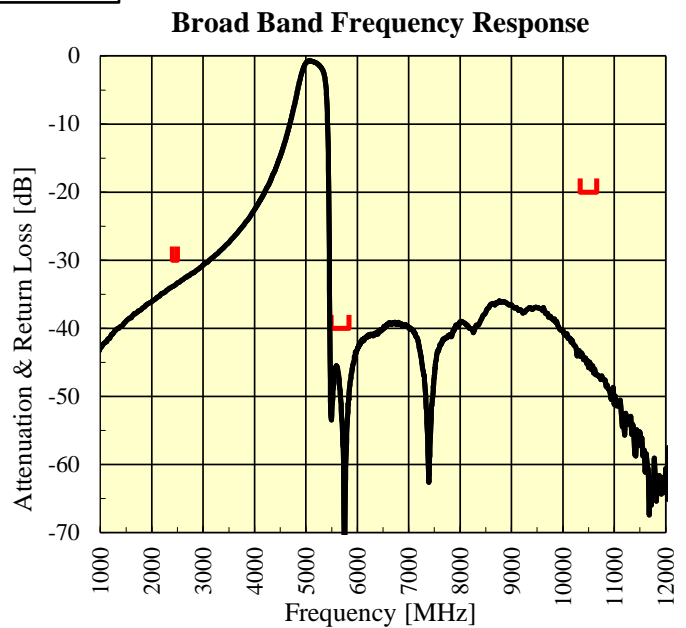
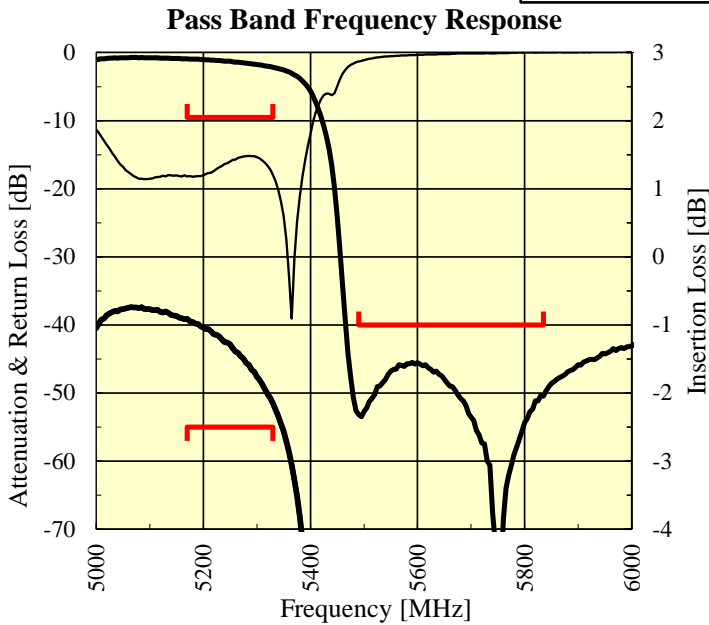
Approved by	Confirmed by	Raised by
Y. Imai	S.Suzuki	M.Kawano

SOSHIN ELECTRIC CO., LTD

5. Representative characteristics

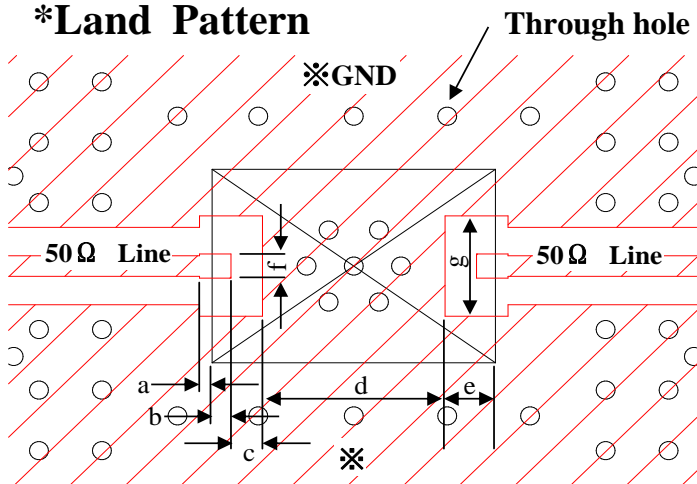
— Specification
— Measured

Measured Data



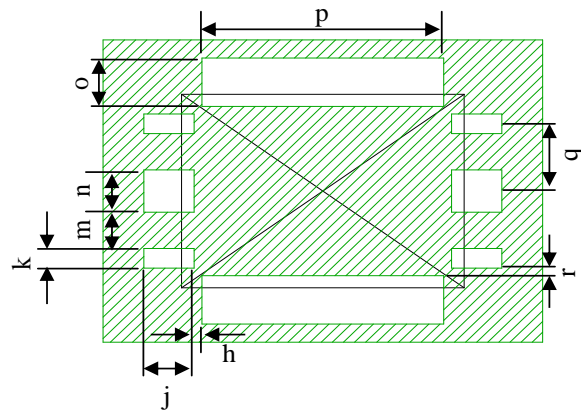
6. Recommended Land Pattern

*Land Pattern



a	0.200 mm	e	0.800 mm
b	0.300 mm	f	0.400 mm
c	0.500 mm	g	1.660 mm
d	2.900 mm		

*Resist Pattern



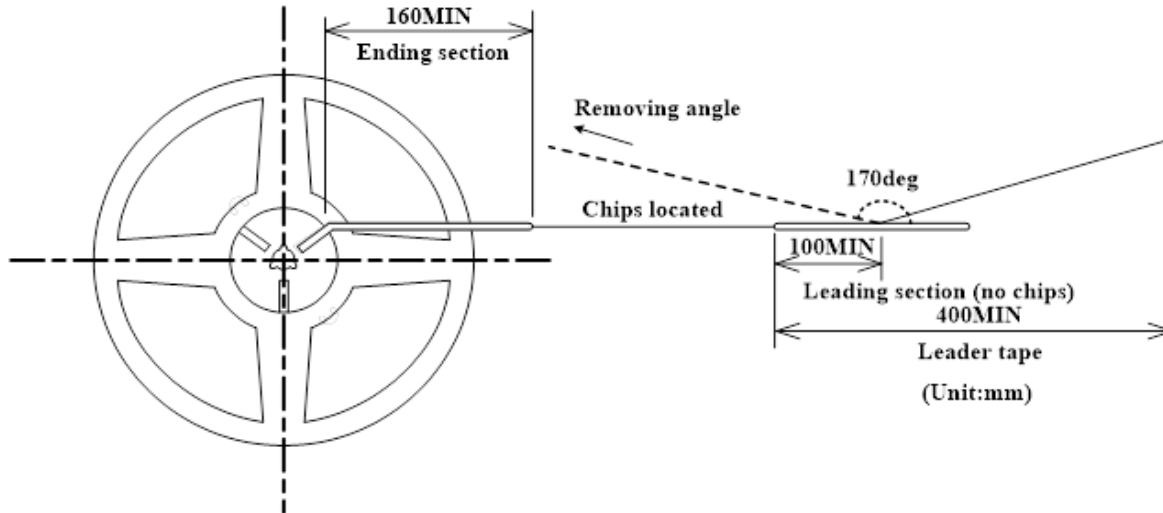
h	0.125 mm	n	0.700 mm
j	0.800 mm	o	0.800 mm
k	0.325 mm	p	3.850 mm
m	0.600 mm	q	1.113 mm
		r	0.125 mm

7. Packing method

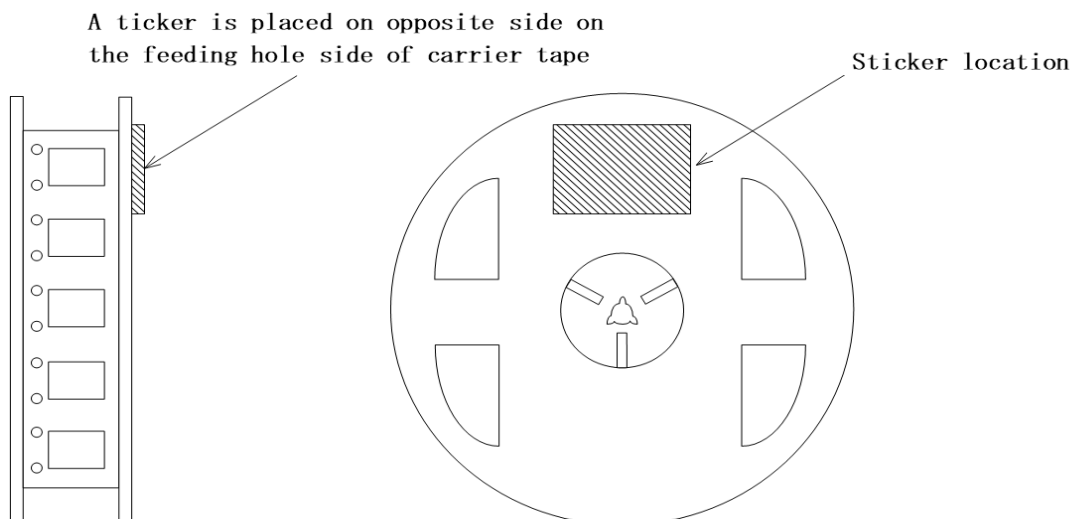
7. 1 Taping conditions

Taping conditions are shown below. Refer to IEC60286-3

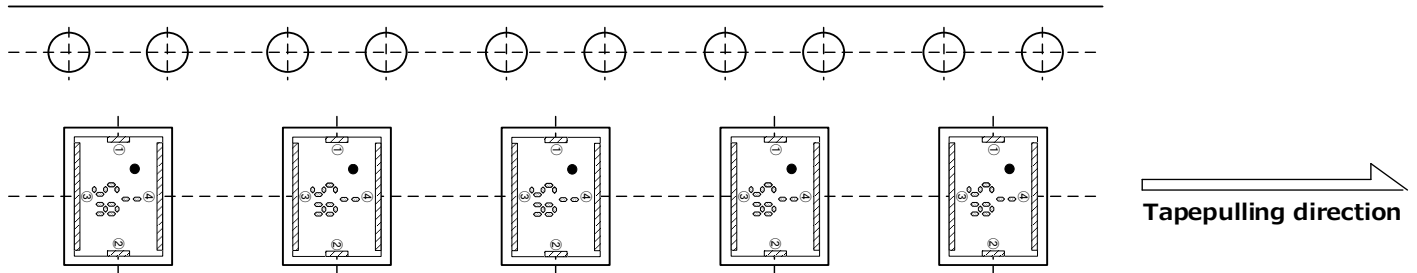
- (1) Tape must be wound clockwise with the feeding hole coming to the right hand side.
- (2) Top cover tape must not cover feeding holes of carrier tape and/or show out of carrier tape.
- (3) A blank section carrying no chips of a length of 160mm min. on ending section and 100mm min. on leading section must be provided.
- (4) A leading section of 400mm min. must be provided on top cover tape.



- (5) To end tape winding, the leading section of top cover tape must be stuck on a side of a reel with adhesive tape.
- (6) Removing force of top cover tape in the unwinding with an angle of 170 degrees between the removed side of a reel and carrier tape must be 0.1 to 1.0N.
- (7) When the embossed tape is turned upside down with the sealing tape peeled off, the filter body inside of the tape must fall off and the mounter must not cause a take-up mistake.
- (8) A sticker carrying Soshin product №, quantity, lot №, inspection date is to be placed on the specified side of reels. And Lot No. means our production control number. The shipment records are available if requested.



(9) Product orientation must be consistent. Products must not be positioned out of the mounting location.

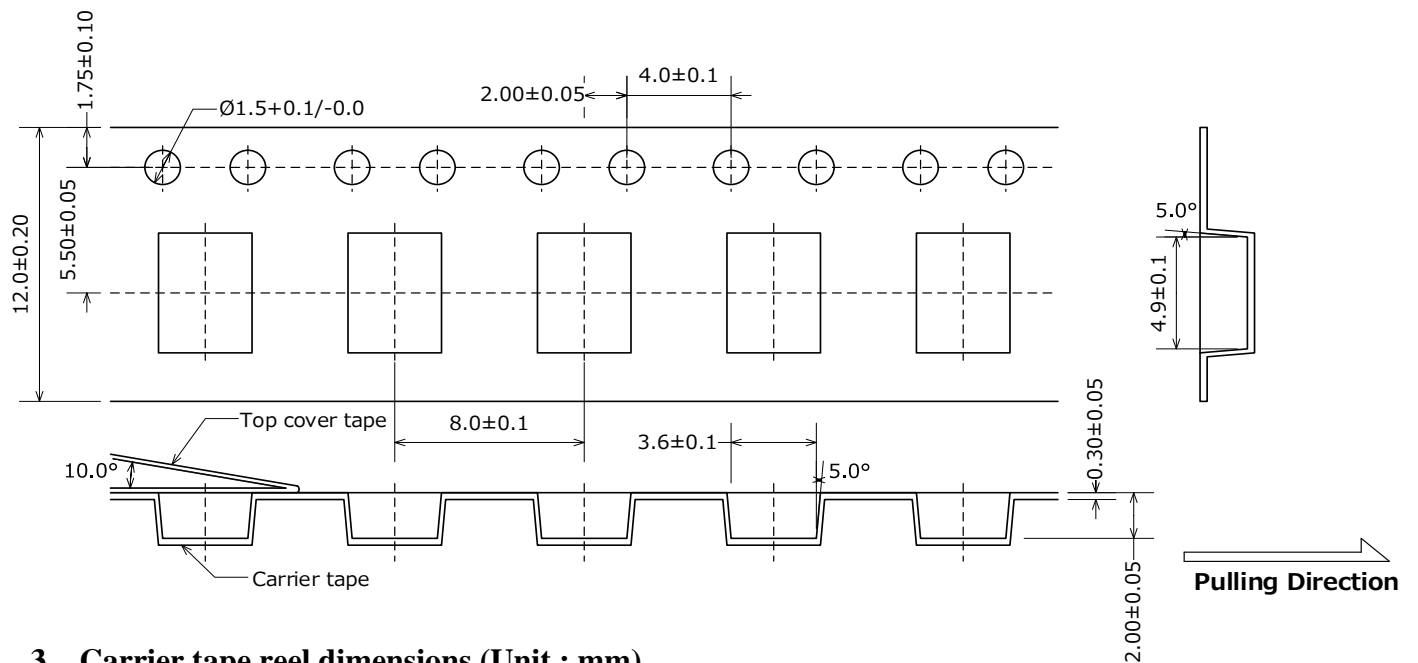


(10) A taping reel must be sealed in a plastic bag, individually.

(11) Tape-packaged quantity

The quantity is 1000 pcs per single tape-package as a rule.

7. 2 Dimensions of the carrier tape (Unit : mm)



7. 3 Carrier tape reel dimensions (Unit : mm)

