

NF3000C-SVL Series (RoHS认证产品)

三相三线式 500VAC

耐饱和特性提高、省空间书状型



UL1283/CSA C22.2 No8(C-UL) (file No.E102708)
EN60939-2 (file No.R50147282)

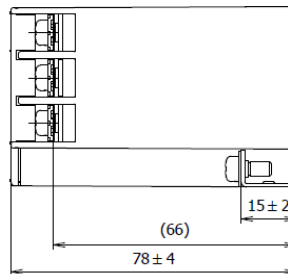
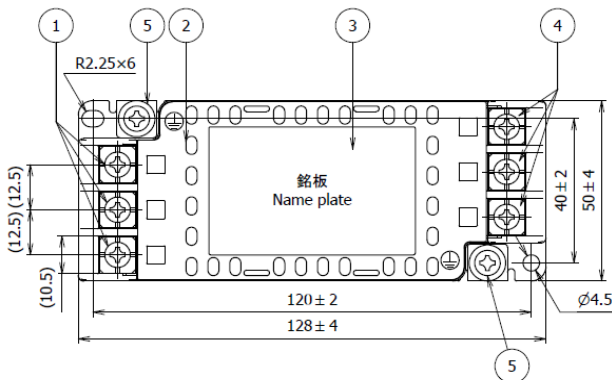
用途

高性能AC伺服、半导体制造装置、大型机床、通用逆变器、伺服等的应用装置等

规格

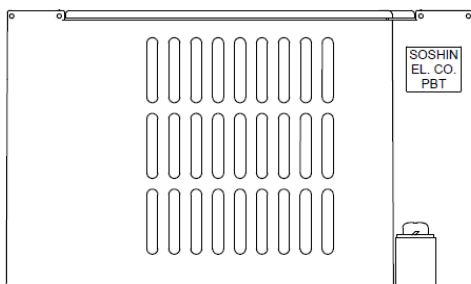
Part No.	Rated Current	Weight	
NF3010C-SVL	10A	0.6kg	fig1
NF3020C-SVL	20A	0.7kg	
NF3030C-SVL	30A	1.1kg	fig2
NF3040C-SVL	40A		
NF3050C-SVL	50A		
NF3060C-SVL	60A	2.6kg	fig3
NF3080C-SVL	80A		
NF3100C-SVL	100A	2.7kg	fig4
NF3150C-SVL	150A	4.3kg	
NF3180C-SVL	180A	6.9kg	fig5
NF3200C-SVL	200A		
NF3250C-SVL	250A	8.1kg	fig5
NF3300C-SVL	300A		
Rated Voltage	500VAC max		
Leakage Current	10-180A : 2.5mA / 200-300A : 10mA max 400VAC 50Hz By UL1283		
Ambient temp.	-20 up to 50 Deg.C		

fig.1 (10~30A)

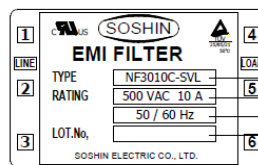


No	名称 Part name	仕様 Specification	備考 Note
1	入力端子 Input terminal	M4	
2	ケース Case	PBT	
3	銘板 Name plate		
4	出力端子 Output terminal	M4	
5	アース端子 Earth terminal	M4	

注) 付属の端子ネジ以外のネジは
使用しないでください
Note: Use only an attached screw.



銘板表示例: NF3010C-SVL
Example of Name plate



1 Model name (品名)
2 Rated voltage and current
(定格電圧および定格電流)
3 Rated frequency (定格周波数)
4 Lot No. (ロットNo.)

fig.2 (40~60A)

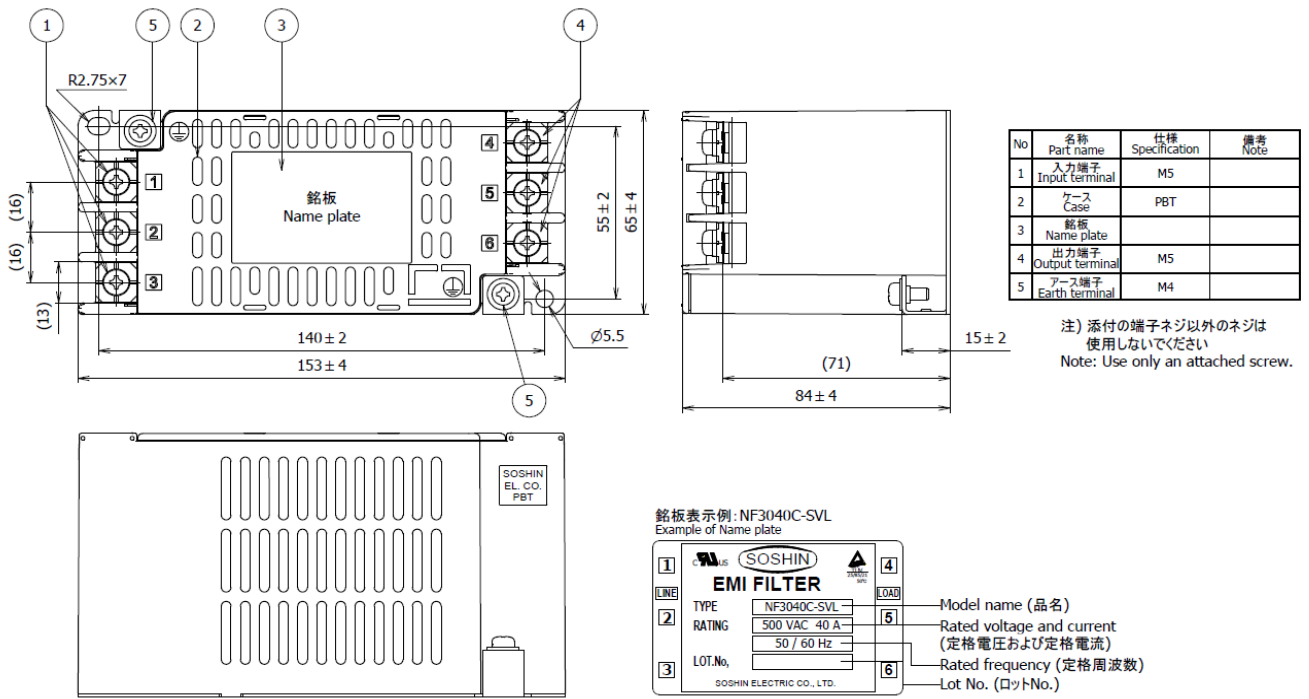


fig. 3 (80~100A)

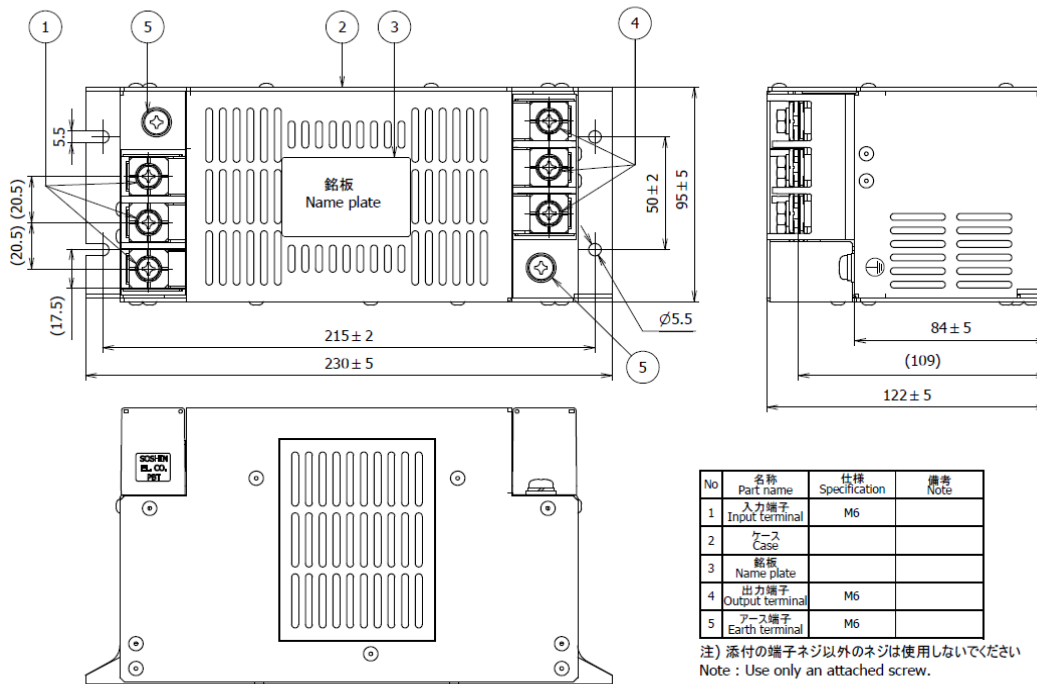


fig. 4 (150~180A)

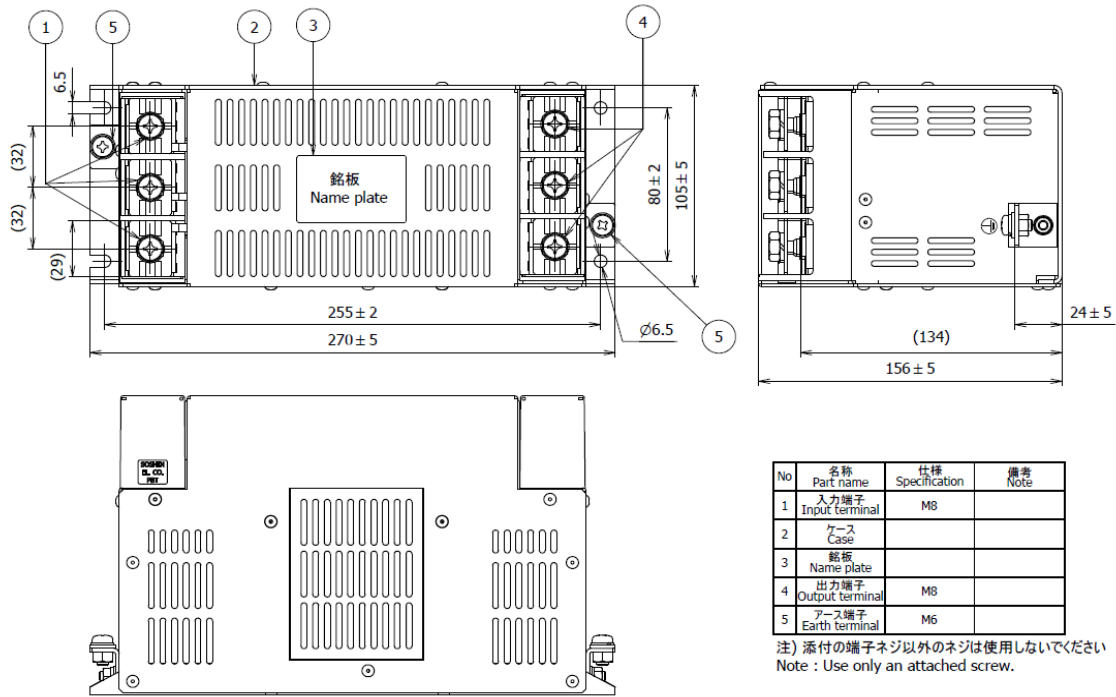
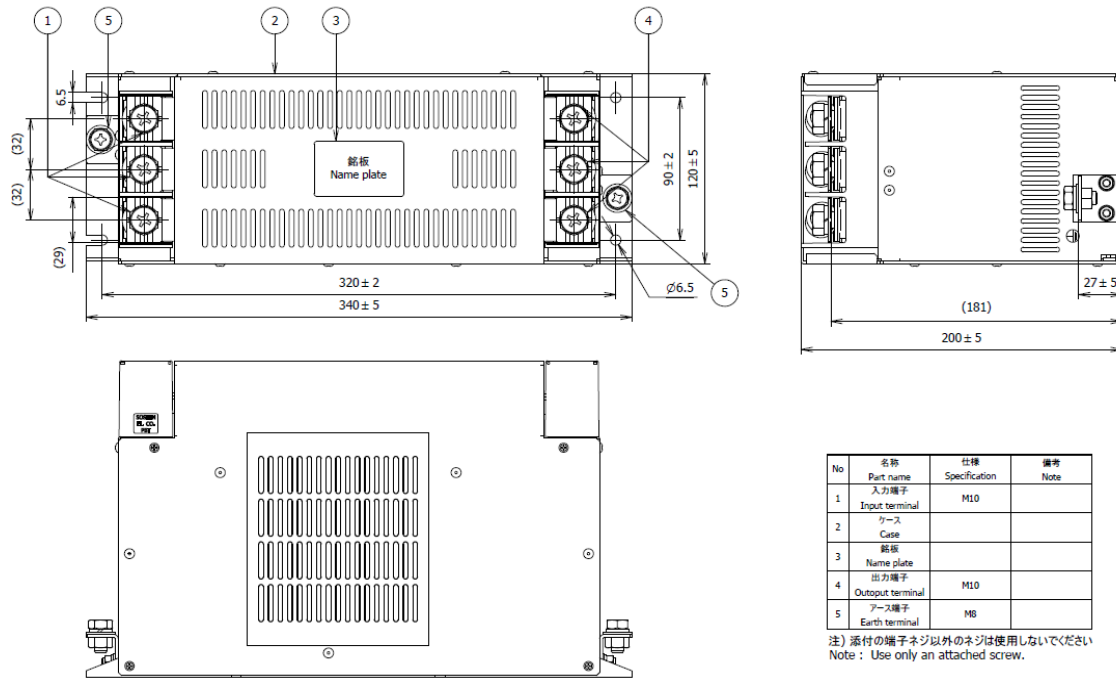
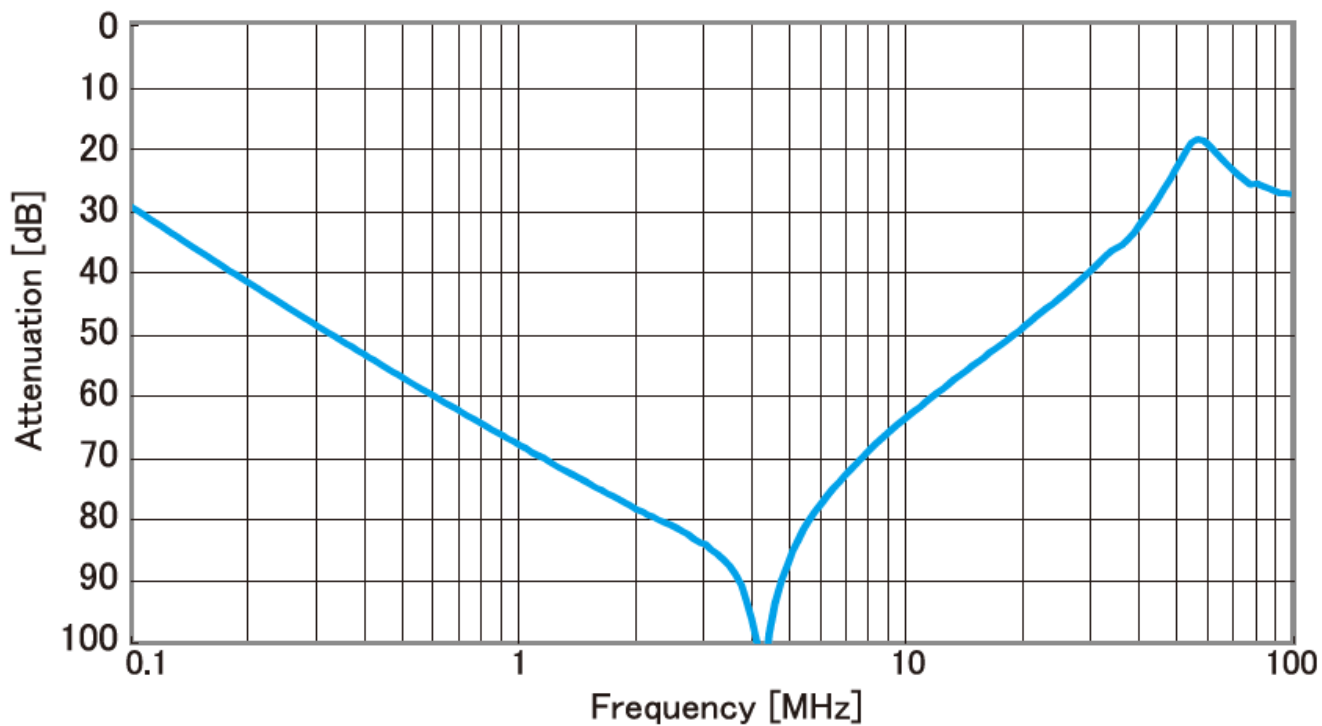


fig. 5 (200~300A)



代表特性 (50A)



回路図

