

Product Information

Control No. : ARP-4613000-P 1

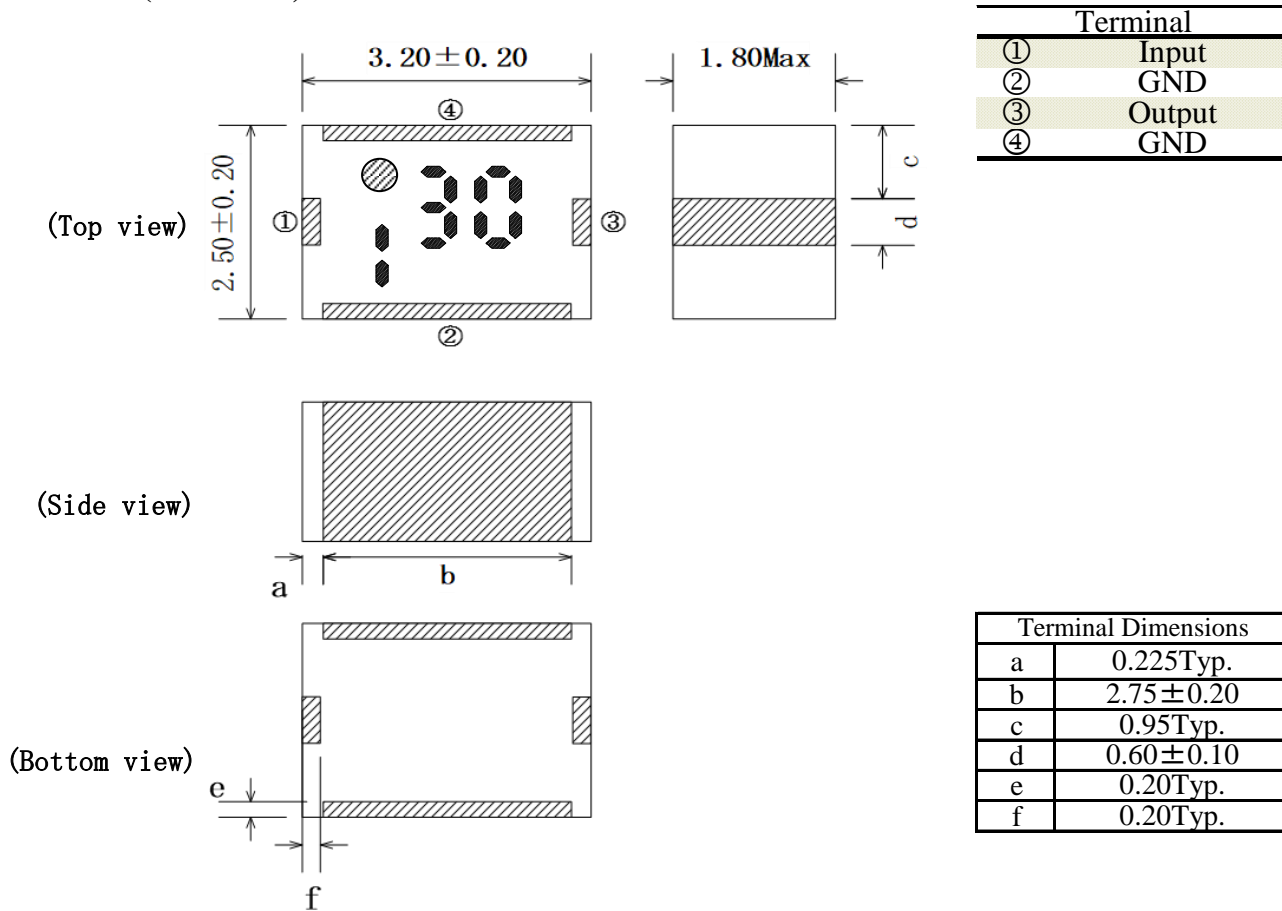
Issued on February 14, 2022

Application : W-LAN

1. Type No.
HMD6130L - T

RoHS Compliant Part

2. Dimension (Unit : mm)



3. Electrical characteristics

Pass band	at 25 deg.C.	+25 - +100 deg.C.	-25 - +100 deg.C.	Unit	Remark
Nominal impedance	50	50	50	ohm	
Pass band frequency	5150-5330	5150-5330	5150-5330	MHz	
Insertion Loss	2.50 Max.	4.32 Max.	4.32 Max.	dB	
Ripple	1.90 Max.	3.72 Max.	3.72 Max.	dB	
V.S.W.R. in pass band	2.00 Max.	2.00 Max.	2.00 Max.	-	

Attenuation	at 25 deg.C.	+25 - +100 deg.C.	-25 - +100 deg.C.	Unit	Remark
2400 MHz - 2500 MHz	28 Min.	28 Min.	28 Min.	dB	
5490 MHz - 5850 MHz	25 Min.	25 Min.	19 Min.	dB	
10300 MHz - 10660 MHz	20 Min.	20 Min.	20 Min.	dB	

4. Note

- 4.1 Operating Temperature Range : -40 to +100 deg C.
- 4.2 Storage Temperature Range before soldering in taping package : -20 to +35 deg C.
- 4.3 Standard Reel Quantity : 2,000 pcs (per reel, per bag)
- 4.4 Max input power Level : 5W

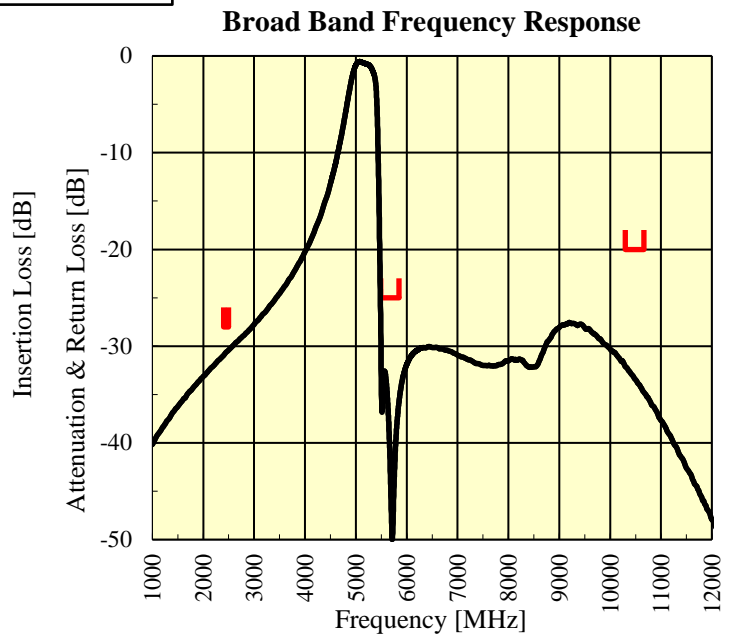
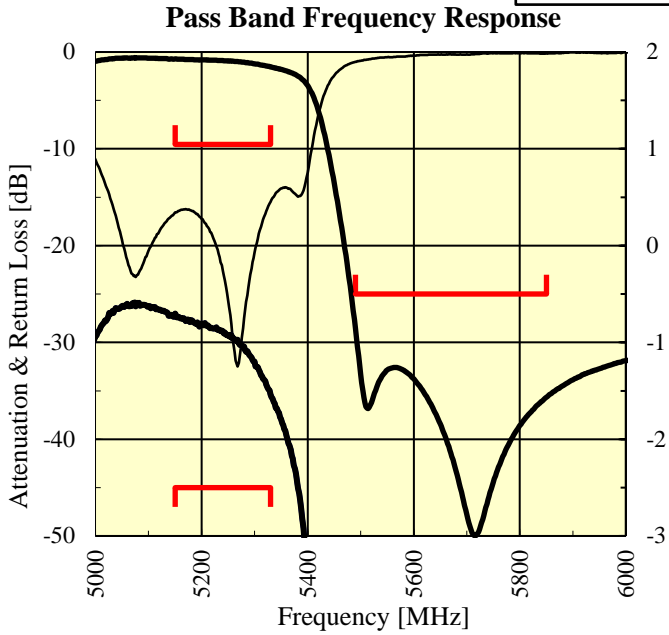
Approved by	Confirmed by	Raised by
Y. Imai	Y. Miyata	S. Suzuki

SOSHIN ELECTRIC CO., LTD

5. Representative characteristics

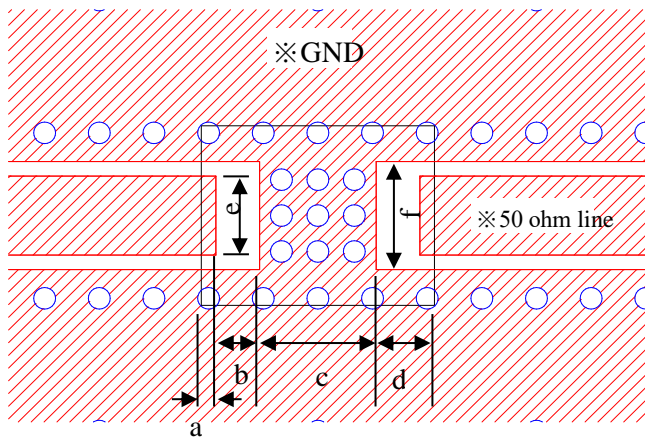
— Specification
— Measured

Measured Data



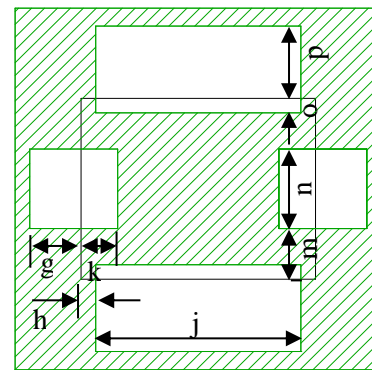
6. Recommended Land Pattern

*Land Pattern



- | | |
|------------|------------|
| a 0.200 mm | d 0.800 mm |
| b 0.600 mm | e 1.100 mm |
| c 1.600 mm | f 1.504 mm |

*Resist Pattern



- | | |
|------------|------------|
| g 0.700 mm | m 0.700 mm |
| h 0.200 mm | n 1.100 mm |
| j 2.800 mm | o 0.200 mm |
| k 0.500 mm | p 1.000 mm |