

HF2000A-UPF Series (RoHS Compliant)

Single-phase 2-line 250VAC Wide band & High attenuation



UL1283 (file No.E102708)
EN60939-2 (file No.R50043691)

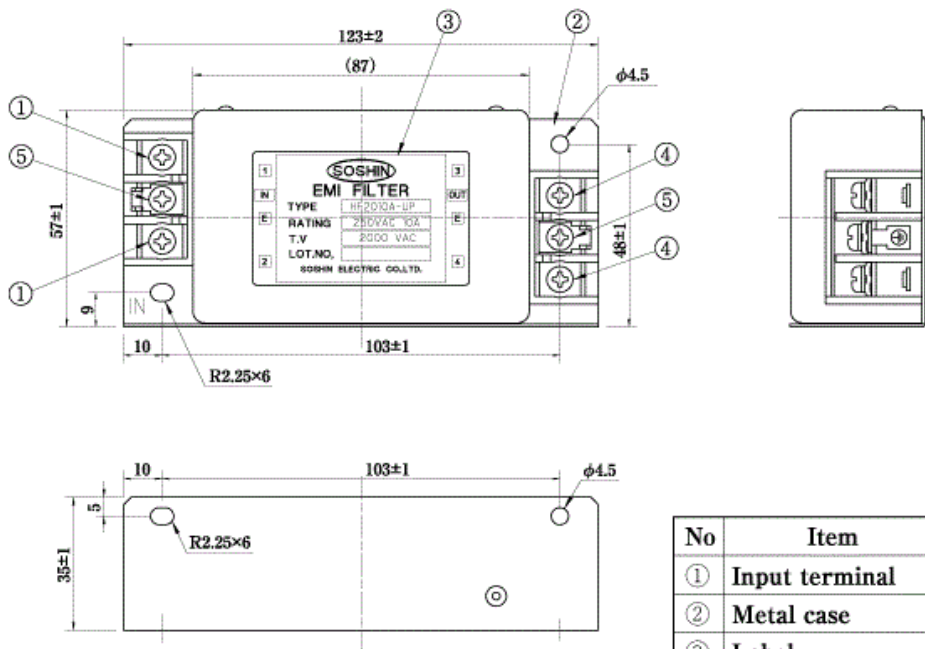
Applications

IGBT Inverter, AC Servo, NC Machning Center

Specifications

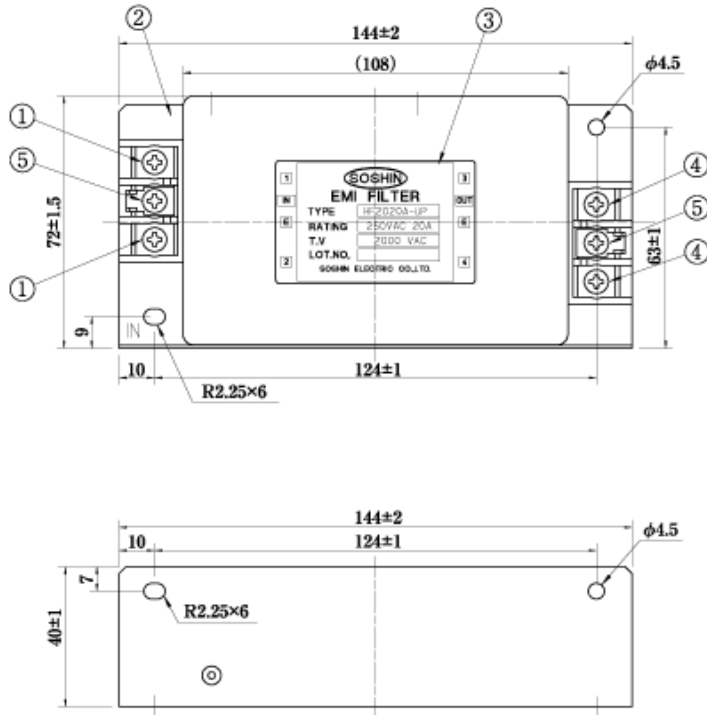
Part No.	Rated Current	Weight	Dimensions [mm]													
			A	B	C	D	E	F	G	H	J	K	L	M	N	
HF2005A-UPF	5A	0.3kg														fig1
HF2010A-UPF	10A															
HF2015A-UPF	15A															
HF2020A-UPF	20A	0.6kg														fig2
HF2030A-UPF	30A															
HF2040A-UPF	40A	1.5kg	198	180	164	148	86	70	22	60	41.2	R4.5 L6	dia.4.5	M5	M4	fig3
HF2050A-UPF	50A	2.6kg	268	250	234	218	90	70	22	60	41.2	R6.5 L8	dia.6.5	M6	M4	
HF2060A-UPF	60A	5kg														fig4
HF2080A-UPF	80A															
HF2100A-UPF	100A															
HF2150A-UPF	150A	7kg	325	300	284	268	120	100	28.5	100	76.2	R3.25 L8	dia.6.5	M8	M6	fig5
HF2200A-UPF	200A	13kg														
Rated Voltage	250VAC max															
Leakage Current	1.2mA max / 250VAC 60Hz By UL1283															
Ambient temp.	-20 up to 50 Deg.C															

fig.1 (5, 15A)



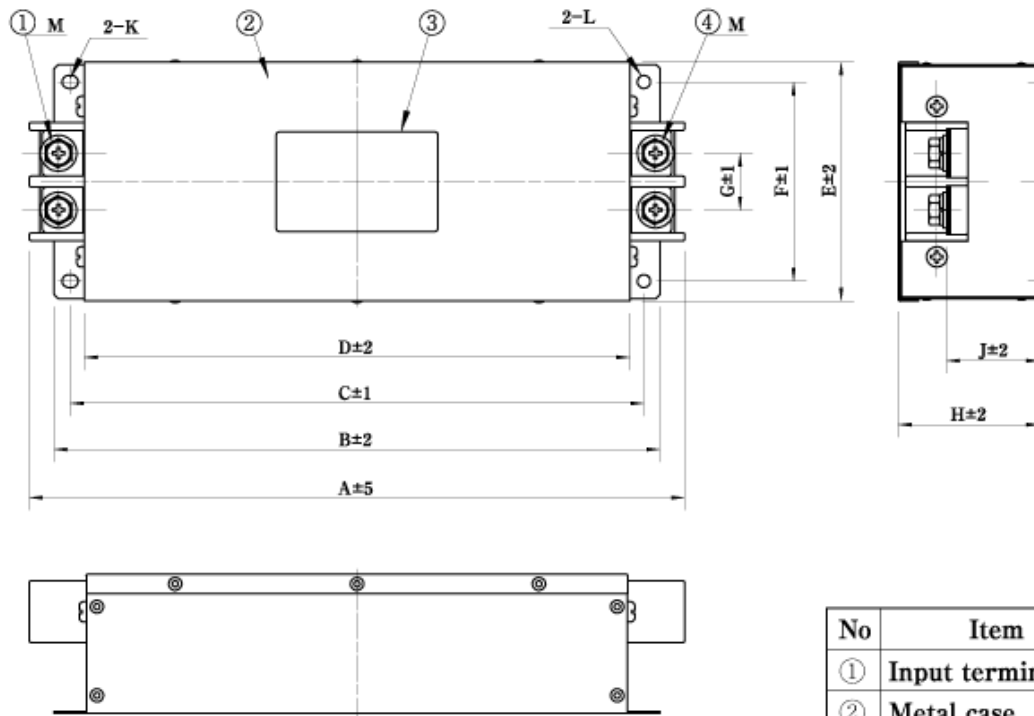
No	Item	Notes
①	Input terminal	M4
②	Metal case	
③	Label	
④	Output terminal	M4
⑤	Earthing terminal	M4

fig.2 (20, 30A)



No	Item	Notes
①	Input terminal	M4
②	Metal case	
③	Label	
④	Output terminal	M4
⑤	Earthing terminal	M4

fig.3 (40, 50, 60A)



No	Item
①	Input terminal
②	Metal case
③	Label
④	Output terminal

fig.4 (80, 100, 150A)

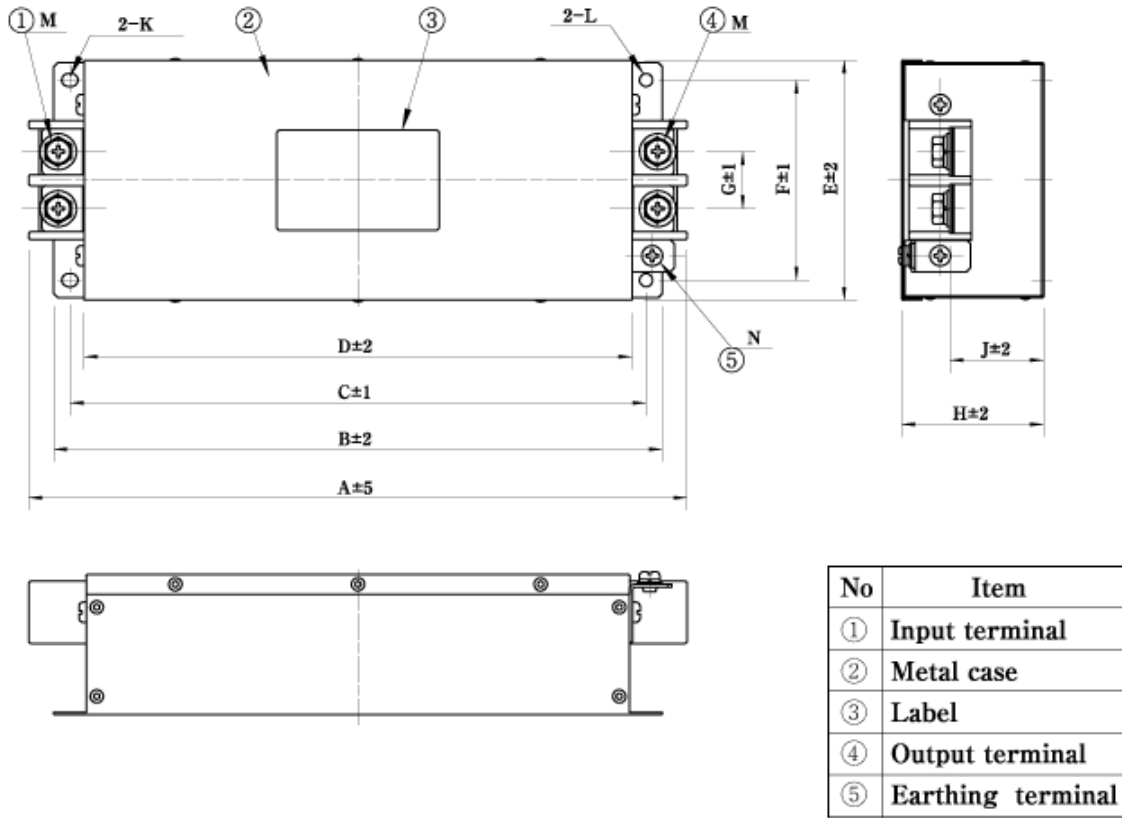
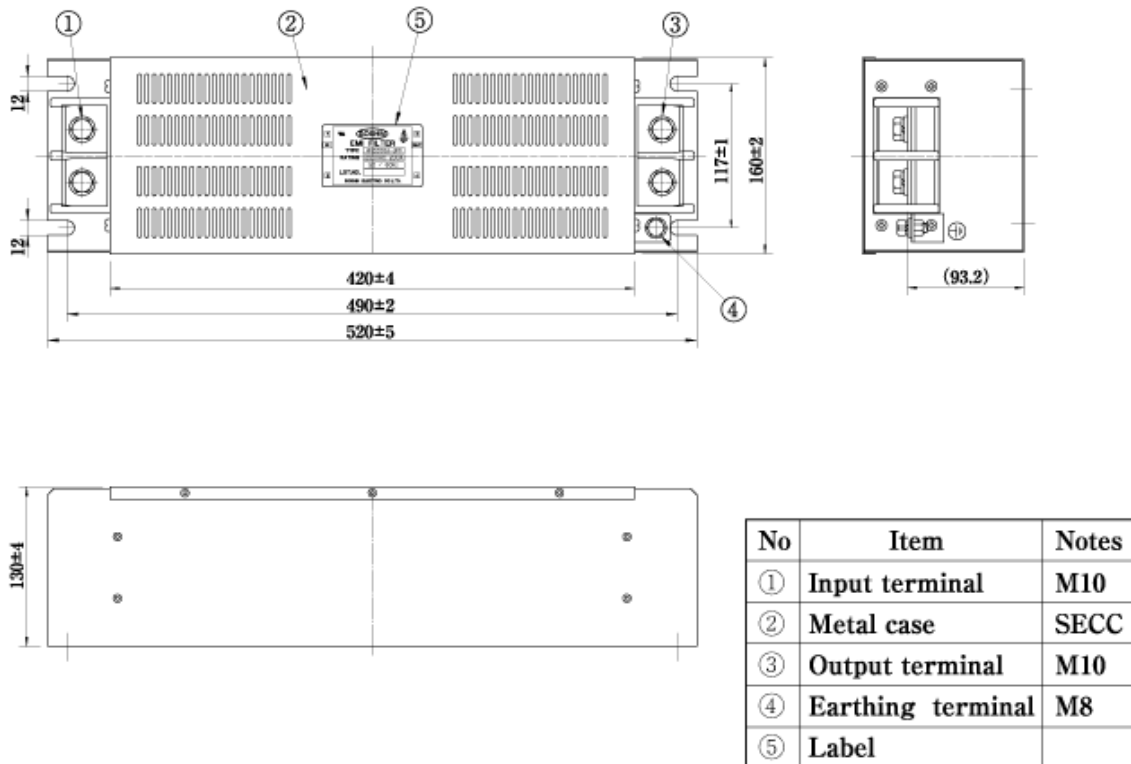
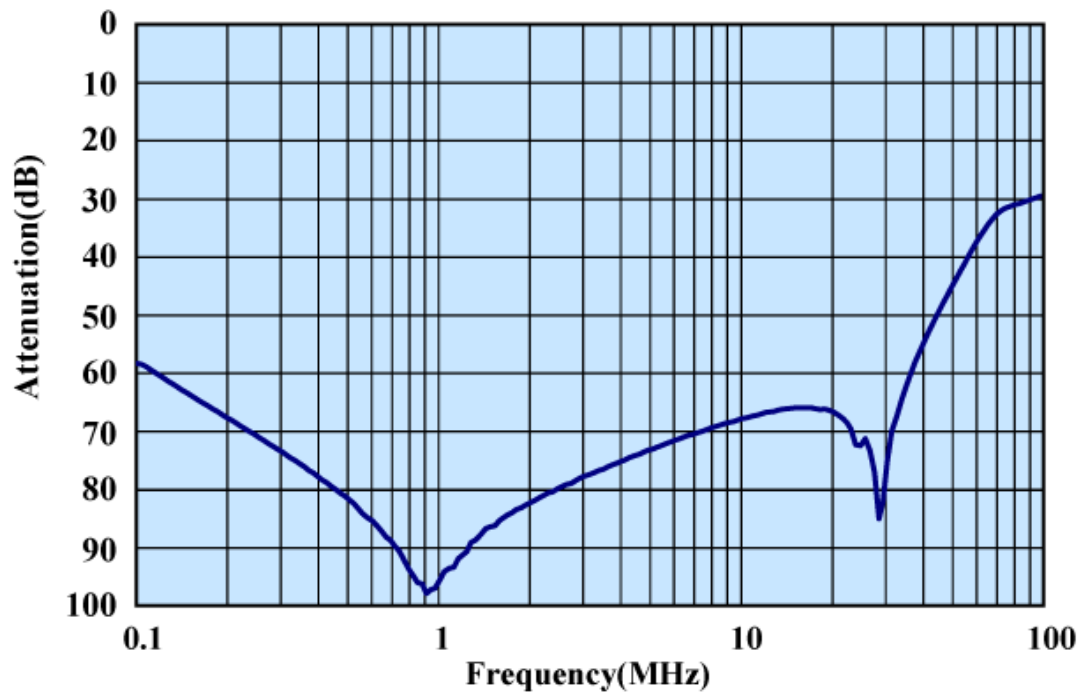


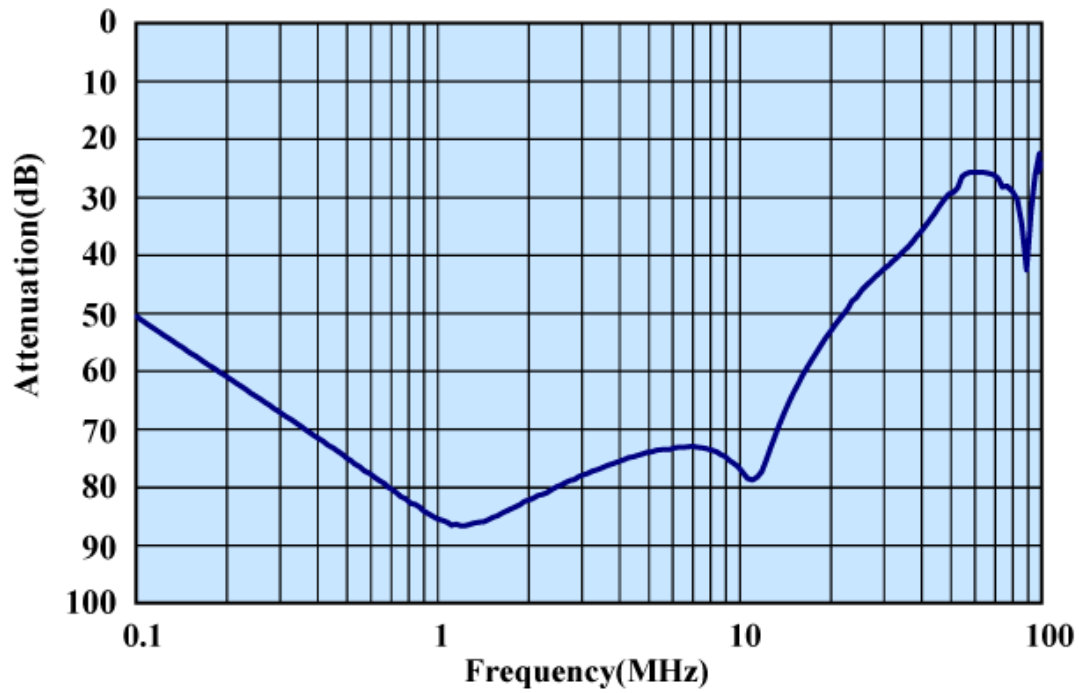
fig.5 (200A)



Frequency Characteristics (20A)



Frequency Characteristics (100A)



Circuit Diagram

