

NF2000C-RQ Series (RoHS Compliant)

Single-phase 2-line 500VAC Available 10-250A, Single-phase General-purpose



Applications

UPS, General-purpose Inverter power supply

Specifications

Part No.	Rated Current	Weight	Dimensions [mm]														
			A	B	C	D	E	F	G	H	J	K	L	M	N	P	
NF2010C-RQ	10A	0.5Kg	154	140	125	110	95	70	16	50	20	R2.25 L6	dia.4.5	M4	M4	fig1	
NF2020C-RQ	20A	0.6Kg	154	140	125	110	95	70	16	50	20		dia.4.5	M4	M4		
NF2030C-RQ	30A	0.6Kg	154	140	125	110	95	70	16	50	20		dia.4.5	M4	M4		
NF2040C-RQ	40A	1.3Kg	180	160	145	130	110	80	22	70	25	R2.75 L7	dia.5.5	M5	M4		
NF2050C-RQ	50A	1.5Kg	180	160	145	130	110	80	22	70	25		dia.5.5	M6	M4		
NF2060C-RQ	60A	1.5Kg	180	160	145	130	110	80	22	70	25		dia.5.5	M6	M4		
NF2080C-RQ	80A	4.5Kg	205	180	165	150	120	90	28.5	90	20	63	R2.75 L7	dia.5.5	M8	M6	fig2
NF2100C-RQ	100A	7.5Kg	205	180	165	150	120	90	28.5	90	20	63	R2.75 L7	dia.5.5	M8	M6	
NF2150C-RQ	150A	16Kg	255	230	215	200	170	140	28.5	130	20	103	R3.25 L8	dia.6.5	M8	M6	fig3
NF2200C-RQ	200A	18Kg	420	400	310	100	170	210	7	155	115	M10	M8				
NF2250C-RQ	250A	20Kg	420	400	310	100	170	210	7	155	115	M10	M8				
Rated Voltage	500VAC																
Leakage Current	3.0mA																

fig.1 (10-60A)

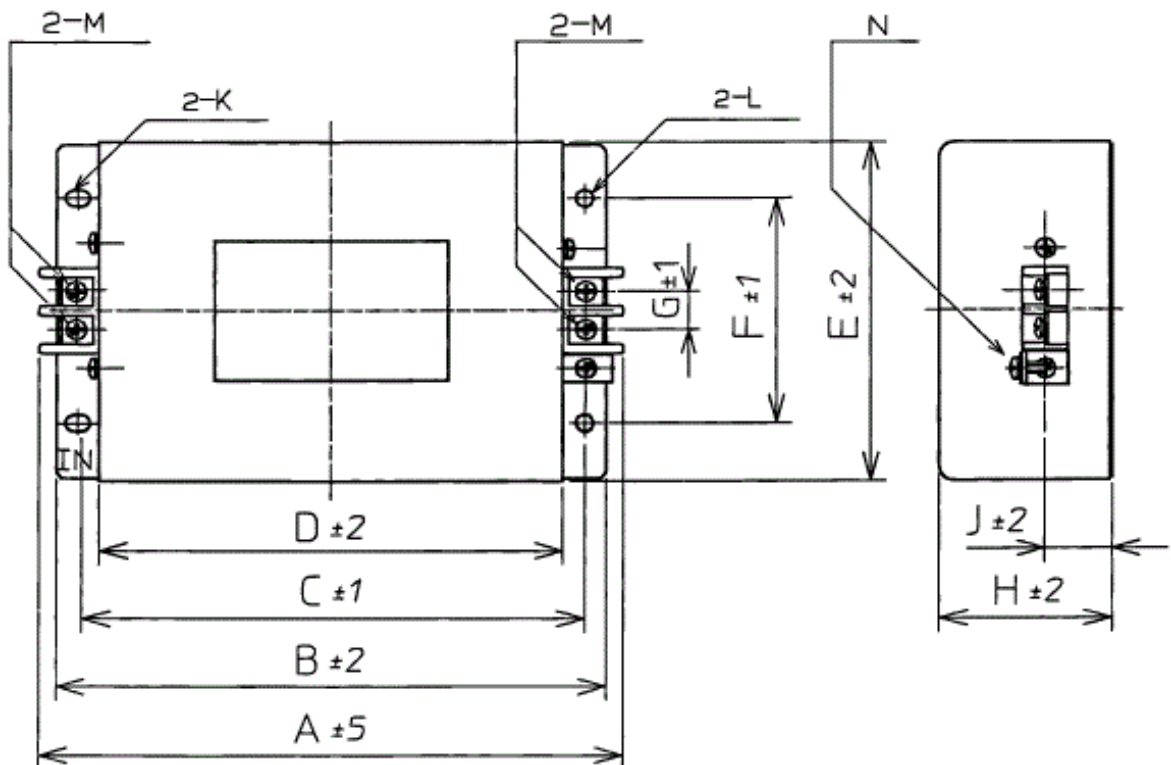


fig.2 (80~150A)

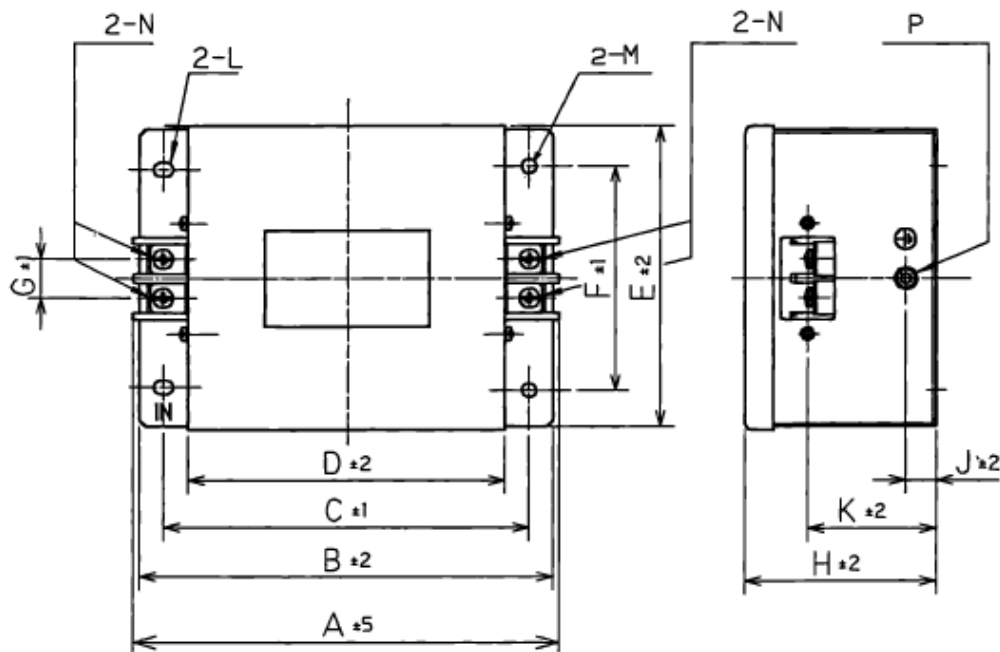
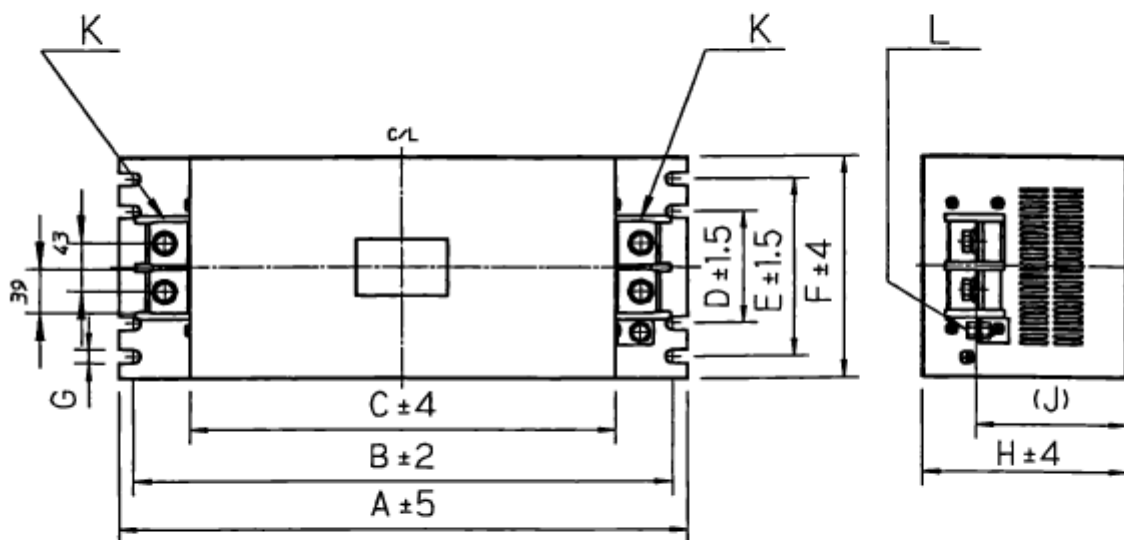
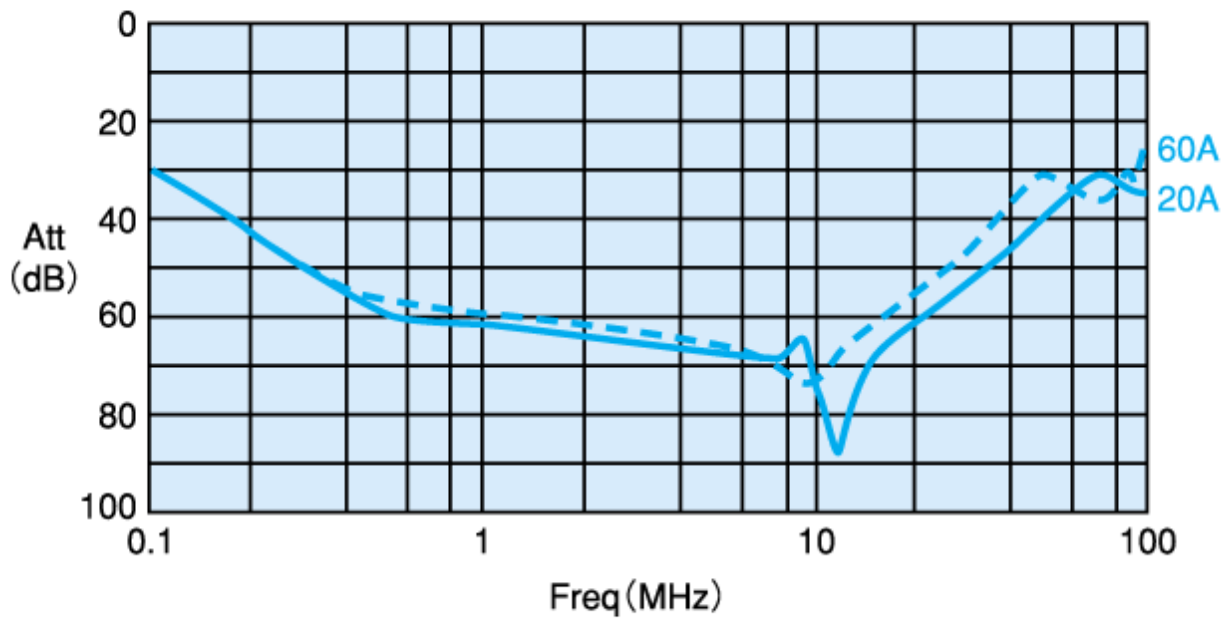


fig. 3 (200, 250A)



Characteristics (Typical)



Circuit Diagram

