

NF3000A-SLC Series (RoHS Compliant)

3-phase 3-line 250VAC



- The commercial frequency leakage current (50 or 60Hz) from the Y-Capacitor is cancelled by the leakage current compensation circuit.
- Low leakage current can be realized even though large capacitance Y-Capacitor.
- Thanks to large capacitance of Y-Capacitor, NF3000A-SLC series are high attenuation type filters yet compact size.
- Thanks to large capacitance of Y-Capacitor, saturation resistance performance of high frequency leakage is superior.
- Huge noise reduction under 150KHz is also expected.

Applications

Semiconductor manufacturing equipment, High performance AC servo, Industrial Machines, Inverters and other general machines.

Specifications

| Part No. | Rated Current | Weight | |
|-----------------|---|--------|------|
| NF3100A-SLC | 100A | 4.0kg | fig1 |
| NF3150A-SLC | 150A | 6.6kg | fig2 |
| NF3200A-SLC | 200A | 10.0kg | fig3 |
| NF3250A-SLC | 250A | 11.0kg | |
| NF3300A-SLC | 300A | | |
| Rated Voltage | 250VAC max | | |
| Leakage Current | 5mA max 250VAC 50 / 60Hz ※Please select the frequency (50Hz or 60Hz) of the switch correctly. ※If wrong frequency is selected, large leakage current (30mA approx.) is occurred. ※If leakage current monitoring system of Ior method or Igr method is used, please consult us or our agent in advance. Because higher leakage current value may be detected. | | |
| Ambient temp. | -20 up to 50 Deg.C | | |

fig.1 (100A)

注) 添付の端子ネジ以外のネジは使用しないでください
Note : Use only an attached screw.

| No | 名称 Part name | 仕様 Specification | 備考 Note |
|----|-------------------------|----------------------------|---------------|
| 1 | 入力端子 Input terminal | M6 | |
| 2 | ケース Case | | |
| 3 | 銘板 Name plate | | |
| 4 | 出力端子 Output terminal | M6 | |
| 5 | アース端子 Earth terminal | M6 | |
| 6 | スイッチ Switch | AC耐圧 (回路遮断用) 周波数切替え用 | 50Hz/OFF/60Hz |

A部: スイッチ操作方法

B部: 銘板表示

*上に引きあげながらスイッチを操作してください。
*電源周波数に合わせて、スイッチを切り替えてください。
(電源周波数とスイッチが合わない場合、大きな漏洩電流が発生します)
*耐電圧時はスイッチをOFFにしてください。

銘板表示例: NF3100A-SLC
Example of Name Plate

| | | | | |
|---|---------|-------------|---|--|
| 1 | TYPE | NF3100A-SLC | 4 | LOAD |
| 2 | RATING | 250VAC 100A | 5 | Model name (品名) |
| 3 | LOT.No. | | 6 | Rated voltage and current (定格電圧及び定格電流) |
| | | | | Rated frequency (定格周波数) |
| | | | | Lot No. (ロットNo.) |

fig.2 (150A)

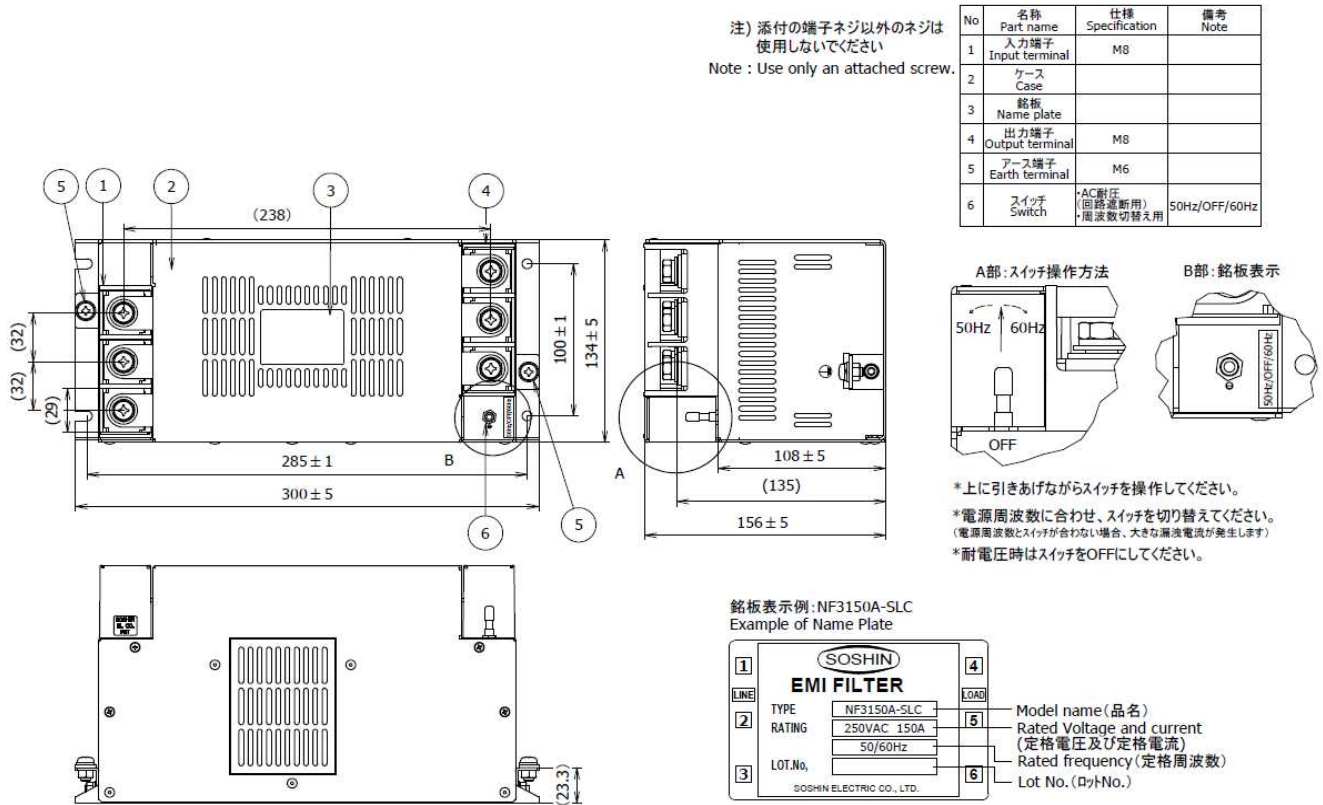
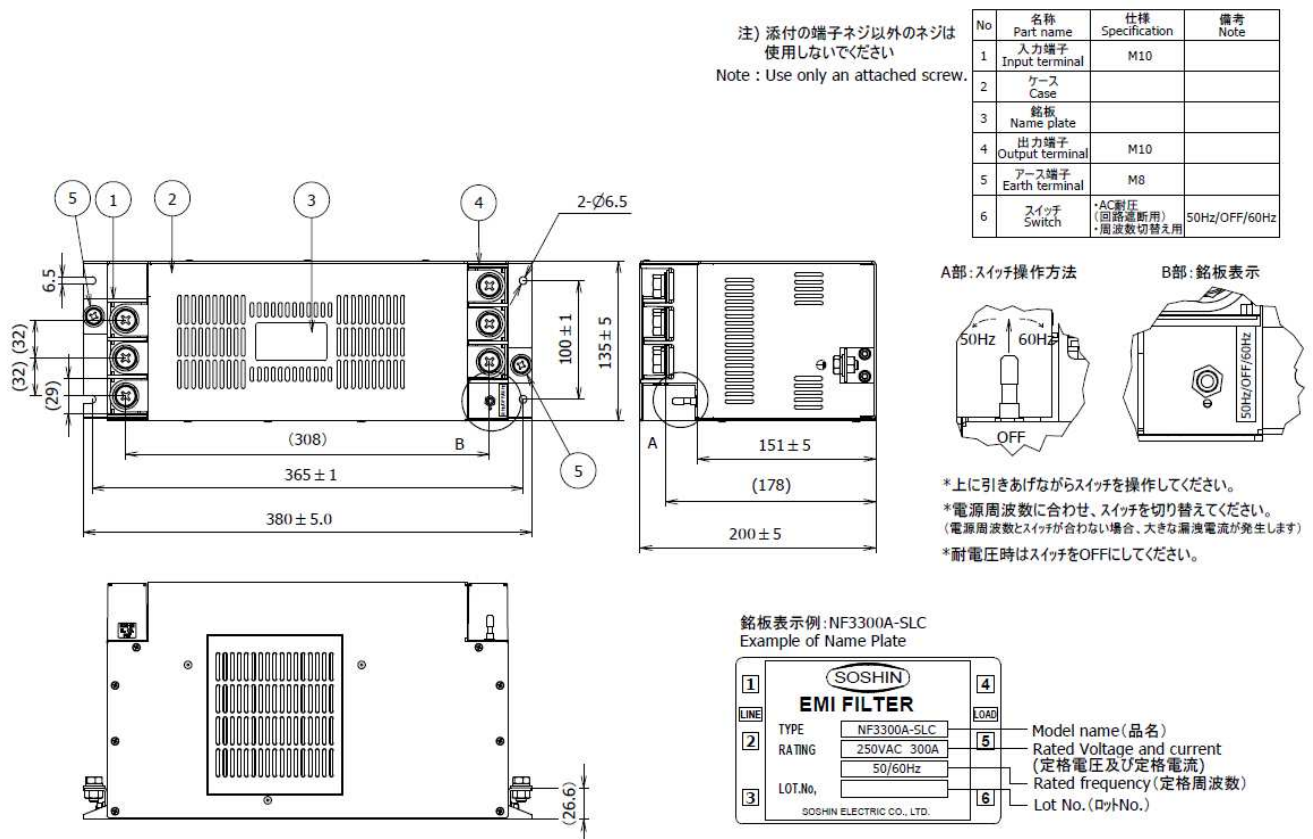
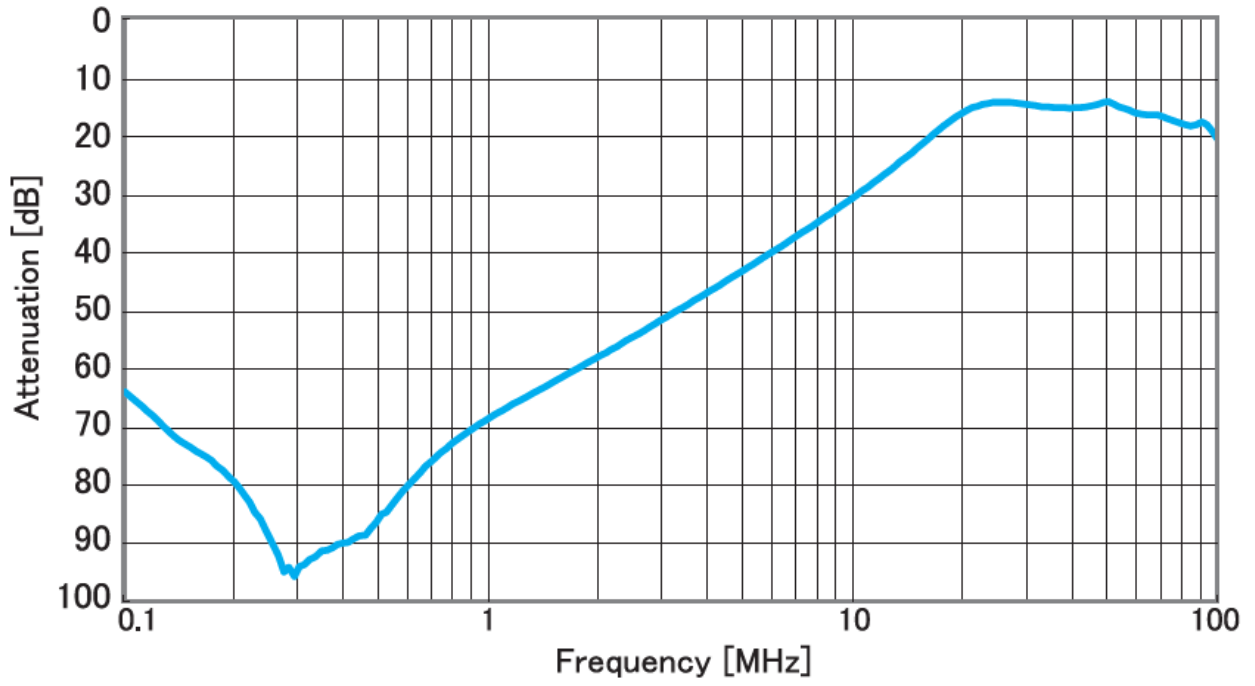


fig. 3 (200A、250A、300A)



Characteristics (Typical) (100A)



Circuit Diagram

