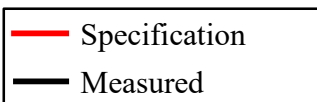
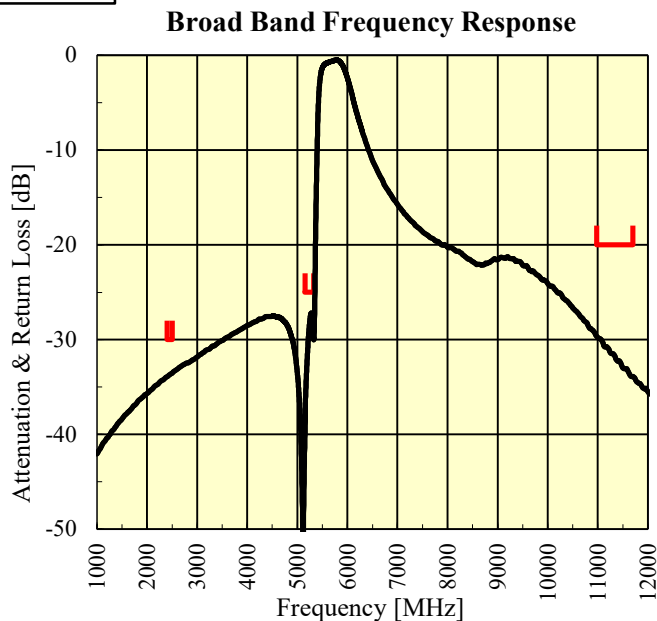
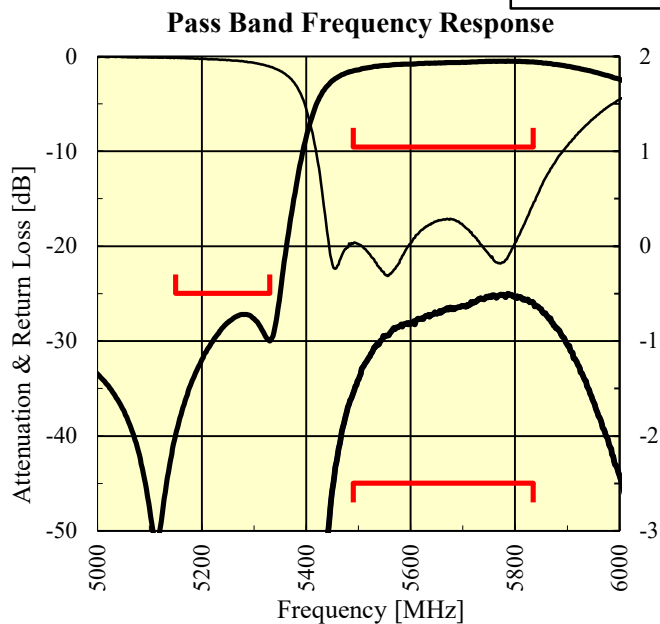


5. Representative characteristics

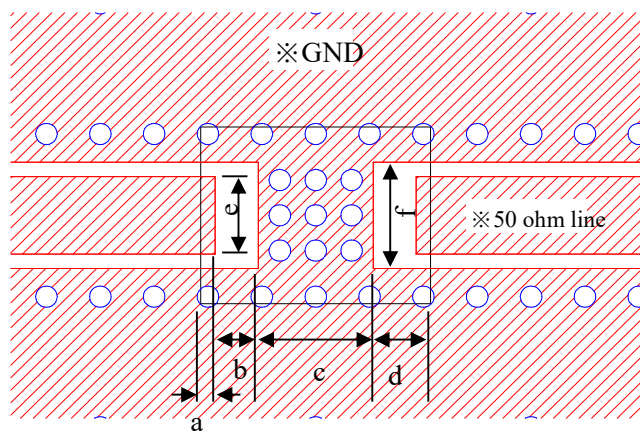


Measured Data



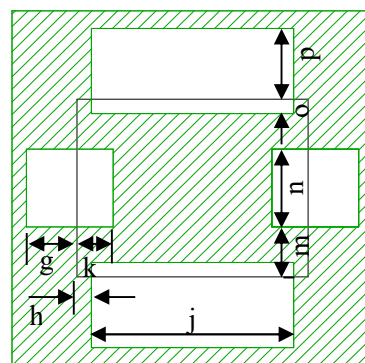
6. Recommended Land Pattern

*Land Pattern



- | | |
|------------|------------|
| a 0.200 mm | d 0.800 mm |
| b 0.600 mm | e 1.100 mm |
| c 1.600 mm | f 1.504 mm |

*Resist Pattern



- | | |
|------------|------------|
| g 0.700 mm | m 0.700 mm |
| h 0.200 mm | n 1.100 mm |
| j 2.800 mm | o 0.200 mm |
| k 0.500 mm | p 1.000 mm |