

# Product Information

Control No. : ARP-4171100-H 1

Issued on May 21, 2020

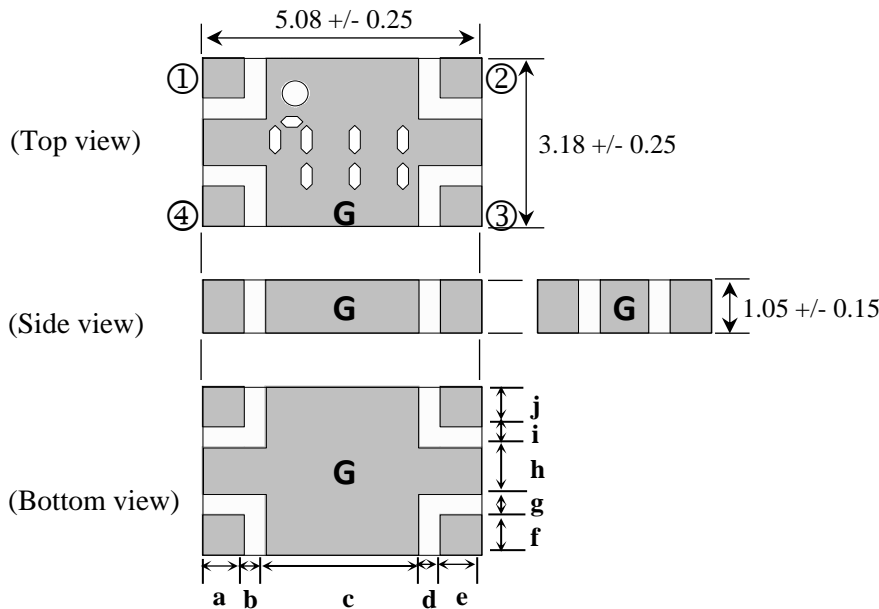
## Application : 30dB Directional Coupler for 3200-4000MHz

### 1. Type No.

HMD1711A-30M3500

**RoHS Compliant Part**

### 2. Dimension (Unit : mm)



	Configuration1	Configuration2
①	Input	Direct
②	Direct	Input
③	Isolated	Coupled
④	Coupled	Isolated
G	GND	GND

Terminal Dimensions	
a	0.76 +/- 0.20
b	0.38 +/- 0.20
c	2.80 +/- 0.20
d	0.38 +/- 0.20
e	0.76 +/- 0.20
f	0.77 +/- 0.20
g	0.38 +/- 0.20
h	0.89 +/- 0.20
i	0.38 +/- 0.20
j	0.77 +/- 0.20

### 3. Electrical characteristics

Parameter		Band1	Band2	Band3	Band4	Unit
Pass band frequency	Specification	3200-4000	3400-3600	3550-3700	3600-3800	MHz
Nominal impedance	Specification	50	50	50	50	ohm
Mean Coupling	Specification	30.0 +/- 1.5	30.0 +/- 1.5	30.0 +/- 1.5	30.0 +/- 1.5	dB
	Typical	29.73	29.66	29.61	29.60	
Insertion Loss (at 25deg.C)	Specification	0.075 Max.	0.075 Max.	0.075 Max.	0.075 Max.	dB
	Typical	0.056	0.052	0.052	0.053	
Input port V.S.W.R.	Specification	1.22 Max.	1.18 Max.	1.18 Max.	1.18 Max.	-
	Typical	1.05	1.04	1.05	1.05	
Directivity	Specification	18 Min.	20 Min.	20 Min.	20 Min.	dB
	Typical	28.78	33.62	36.23	36.03	
Frequency Sensitivity	Specification	0.50 Max.	0.30 Max.	0.30 Max.	0.30 Max.	dB
	Typical	0.15	0.06	0.01	0.01	
Group Delay Terminal 1-2	Specification	0.05 +/- 0.030	0.05 +/- 0.030	0.05 +/- 0.030	0.05 +/- 0.030	nsec
	Typical	0.052-0.055	0.053-0.055	0.053-0.054	0.053-0.054	
Group Delay Terminal 1-4	Specification	0.07 +/- 0.030	0.07 +/- 0.030	0.07 +/- 0.030	0.07 +/- 0.030	nsec
	Typical	0.071-0.077	0.073-0.076	0.071-0.076	0.071-0.075	

### 4. Note

- |                                 |  |
|---------------------------------|--|
| 4.1 Operating Temperature Range | : -55 to +105 deg.C                      |
| 4.2 Storage Temperature Range   | : -20 to +35 deg.C (In a Taping Package) |
| 4.3 Max Input Power             | : 100W Avg/CW                            |
| 4.4 Standard Reel Quantity      | : 1,000 pcs (per reel, per bag)          |

Approved by	Confirmed by	Raised by
Y. Imai	T. Hasegawa	M. Aiba

SOSHIN ELECTRIC CO., LTD

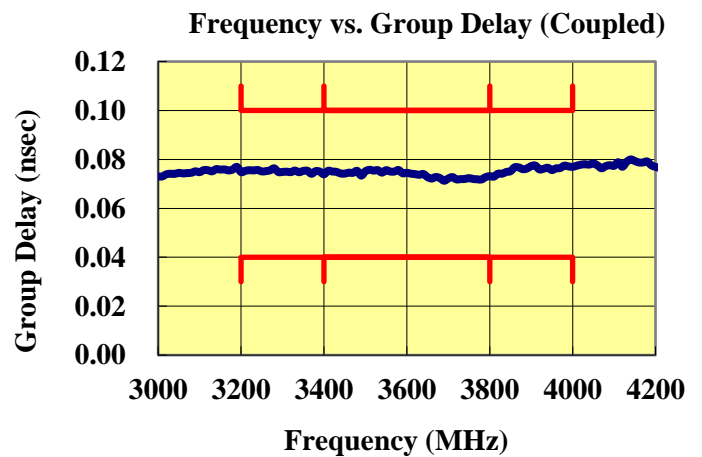
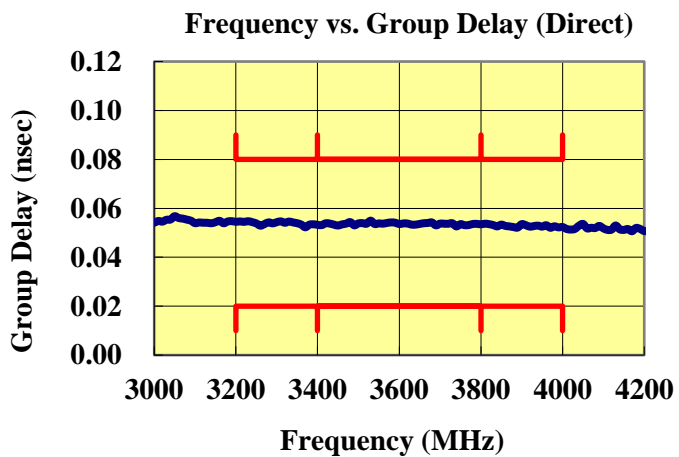
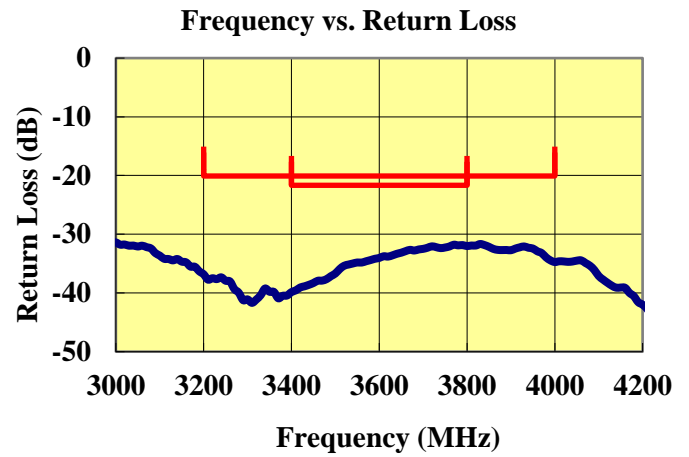
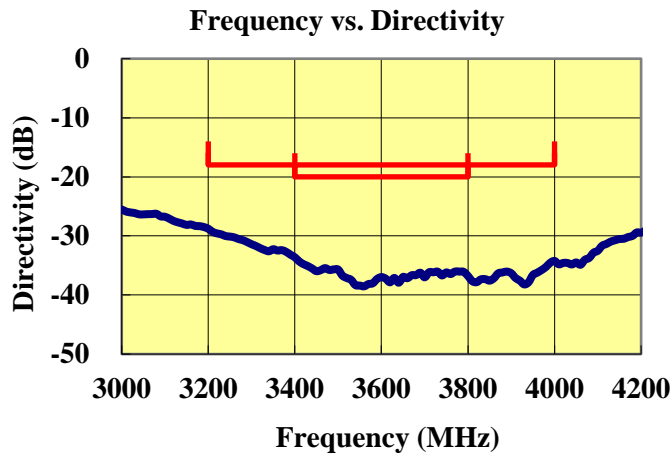
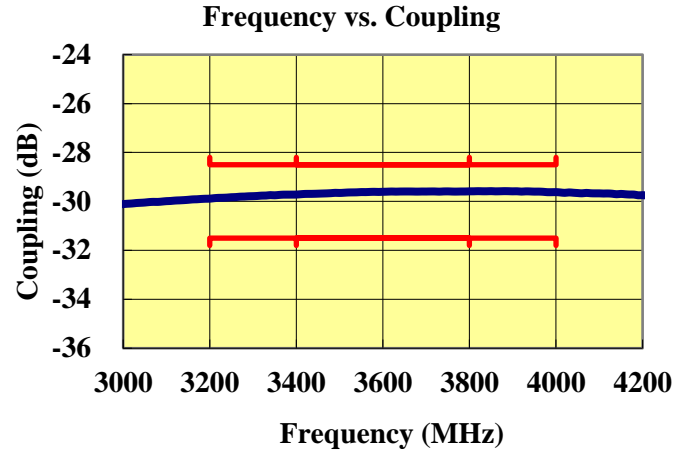
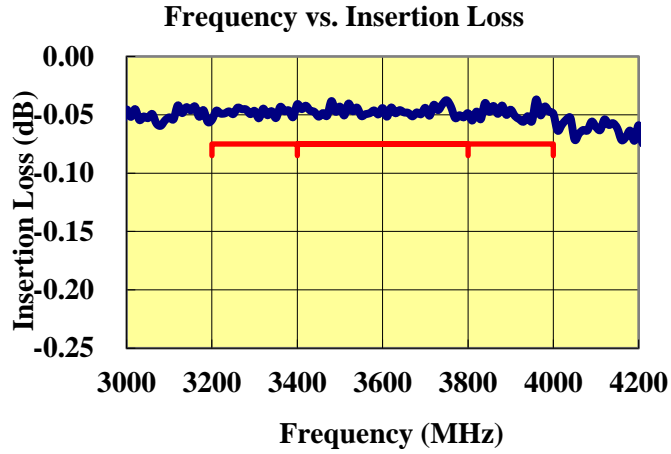
# Product Information

Control No. : ARP-4171100-H2

Issued on May 21, 2020

## 5.Representative characteristics

Measured data



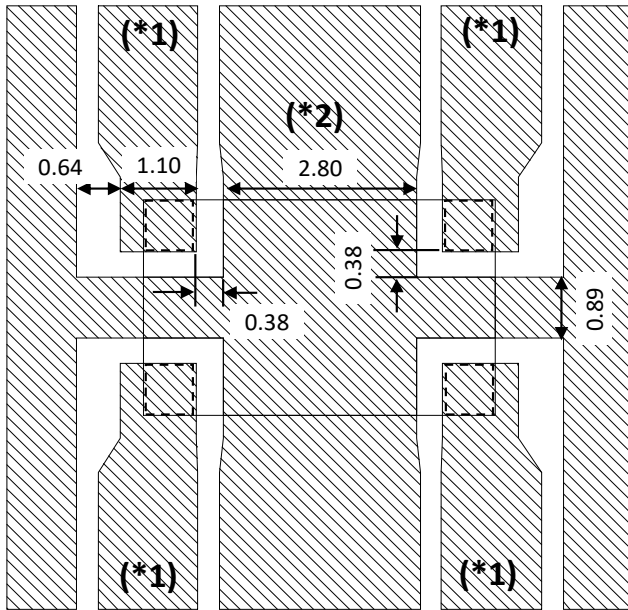
# Product Information

Control No. : ARP-4171100-H3

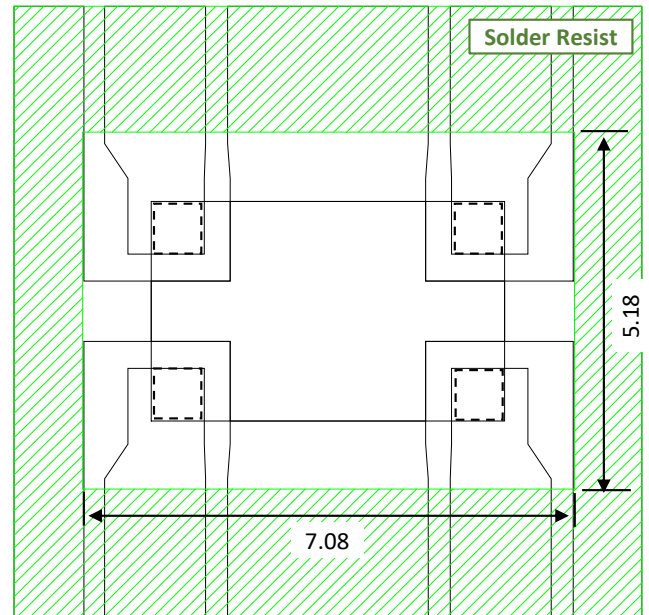
Issued on May 21, 2020

## 6.Recommended Land Pattern (Unit:mm)

### \*Land Pattern



### \*Resist Pattern



\*1 50 ohm impedance Line

\*2 Ground Plane