

UC23 Type Chip Mica Capacitor 3.2x2.5Size

Superior RF characteristics with high withstanding voltage
 High accuracy with less aging deterioration
 (Contact us if you need non-standard capacitance tolerance)

Applications

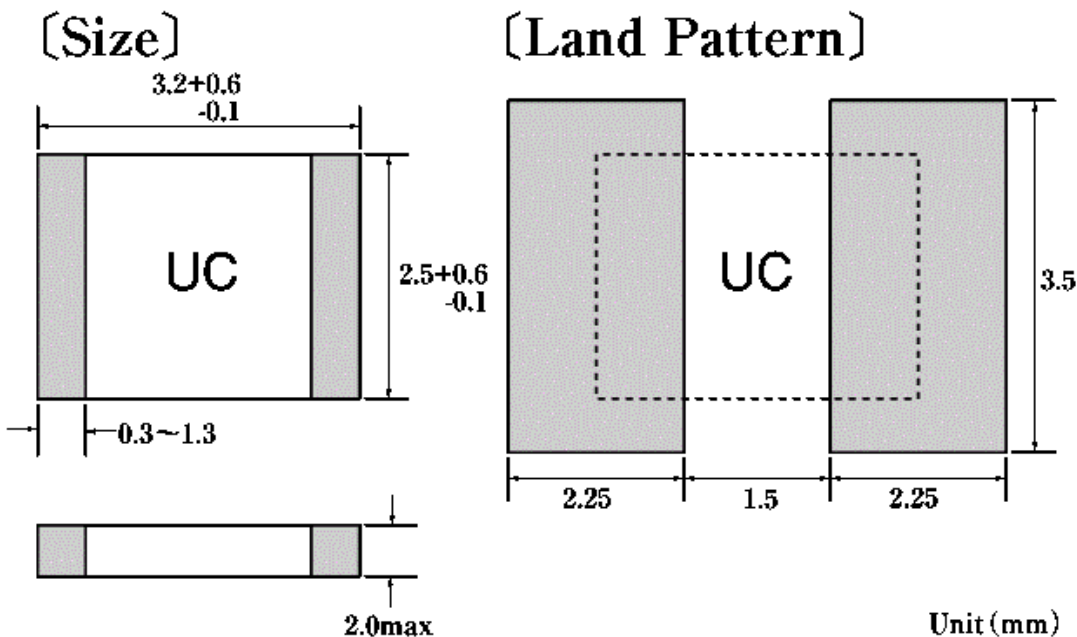
For telecommunication devices

Specifications

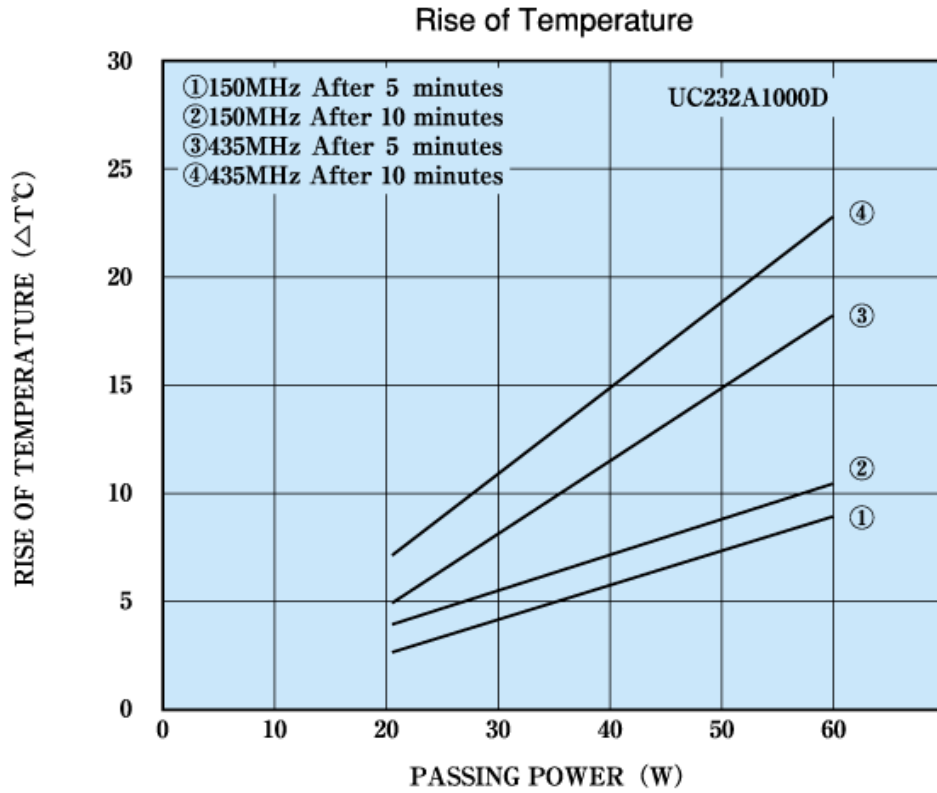
Ordering Cord:UC232A1500J (-T)						
UC	Chip Mica Capacitor:UC Series					
23	Size(mm) L:3.2 W:2.5 T:2(max)					
2A	Rated Voltage 2A:100WVDC 2H:500WVDC 3A:1000WVDC					
1500	Nominal Capaciance (pF) Exa.:1500-->150pF 0150-->15pF					
	Capacitance Range 2A:43.5-430pF 2H:0.5-150pF 3A:0.5-50pF					
	0.5pF up to 10pF/0.1pF Step					
	10.5pF up to 100pF/0.5pF Step					
J	101pF up to 1000pF/1pF Step					
	Capacitance (pF)	Tolerance				
		C	D	F	G	J
	0.5-5.0	+/-0.25pF	+/-0.5pF			
	5.1-10.0	+/-0.25pF	+/-0.5pF	+/-1pF		
	10.5-12.5	+/-0.25pF				+/-5%
	13.0-25.0	+/-0.25pF			+/-2%	+/-5%
25.5-50.0	+/-0.25pF		+/-1%	+/-2%	+/-5%	
50.5-100	+/-0.25pF	+/-0.5%	+/-1%	+/-2%	+/-5%	
101-430			+/-1%	+/-2%	+/-5%	
(-T)	Taping UC23 : 3000pcs/Reel					
Temperature Coefficient 1-10pF : 0-200ppm/Deg.C 10.5-30pF : 0-100ppm/Deg.C 30.5pFmin : 0-50ppm/Deg.C						
Operating Temperature Range -55 up to +125Deg.C						
Insuration Resistance 10x10 ⁴ M ohm min						

Land Pattern & Dimensions

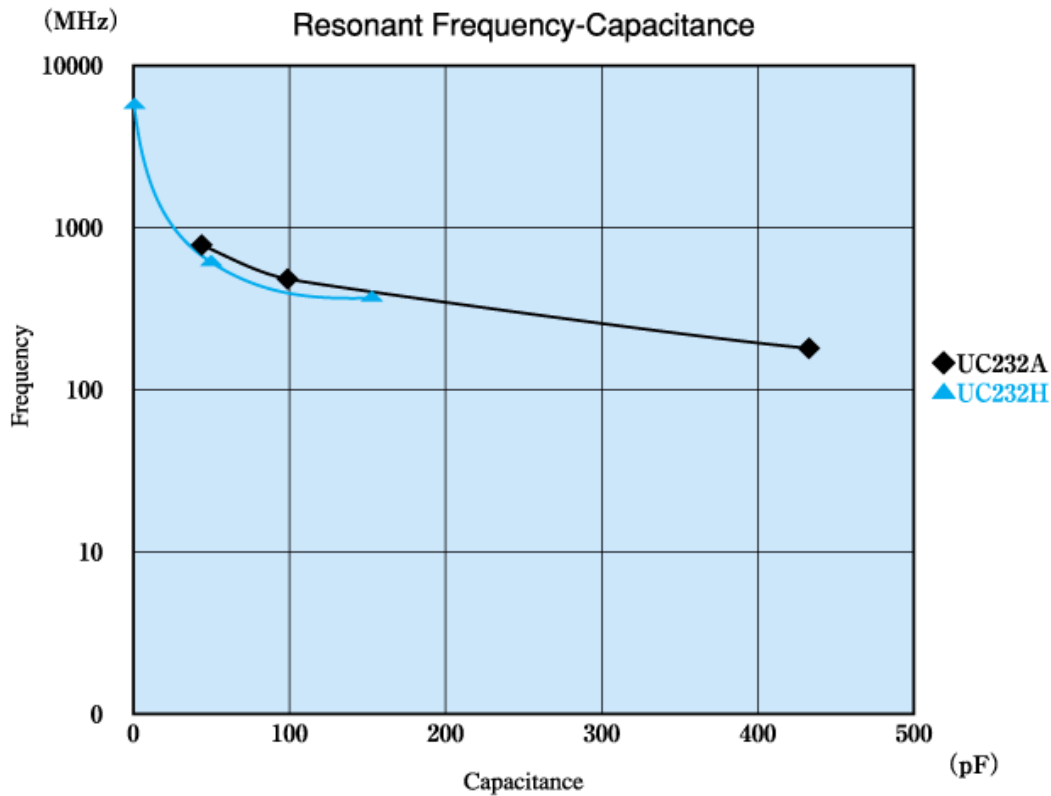
UC23 Type



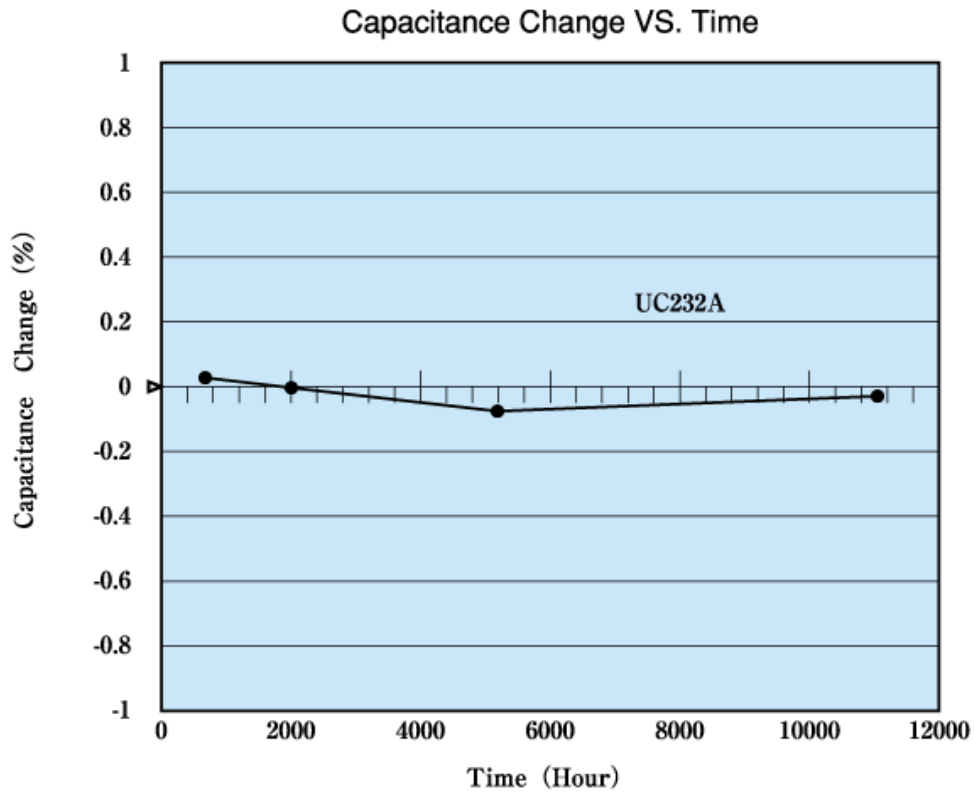
Characteristics 1 Temperature vs. Passing power



Characteristics 2 Resonant Frequency



Characteristics 3 Capacitance change vs. Time



Characteristics (Common) 1 Capacitance vs. Temperature (-55°C-125°C)

