

UC34 Type Chip Mica Capacitor 4.5x3.2 Size

Superior RF characteristics with high withstanding volt
 High accuracy with less aging deterioration
 (Contact us if you need non-standard capacitance tolerance)

Applications

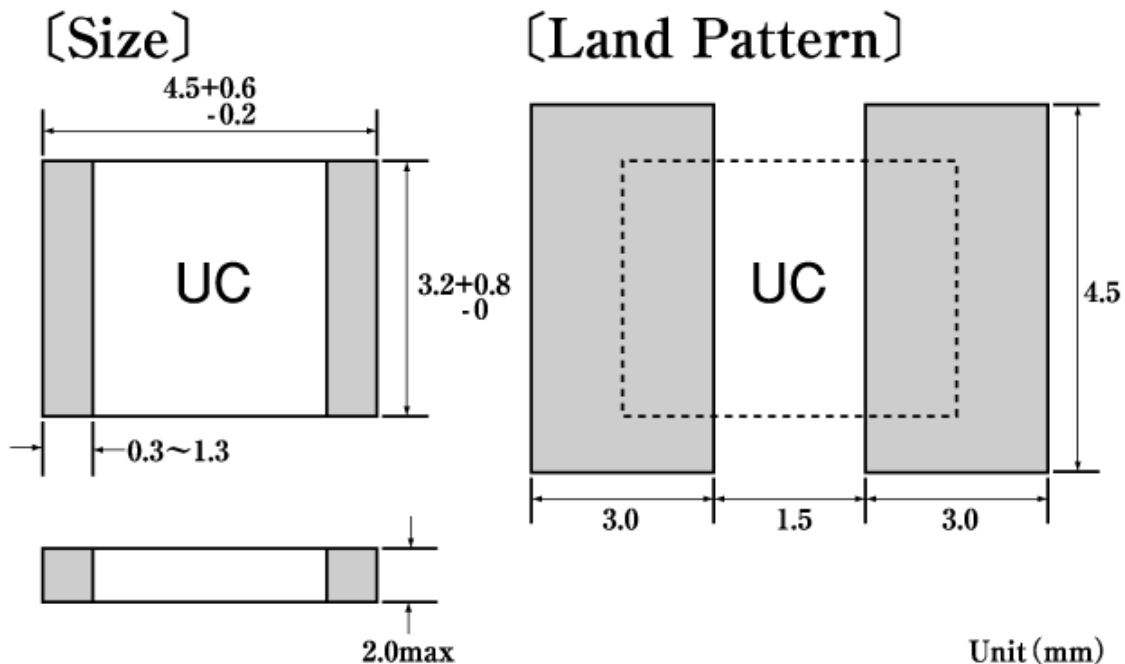
Power circuit of wireless devices, RF power amplifier

Specifications

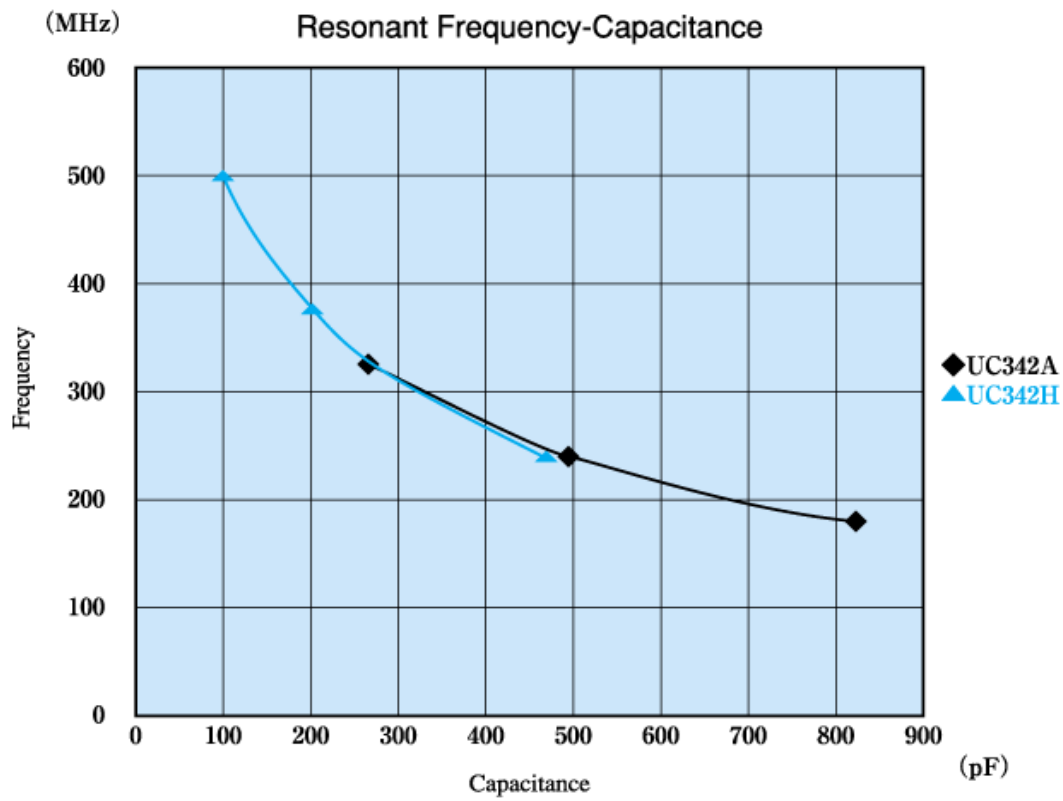
Ordering Cord:UC342A4700J (-T)						
UC	Chip Mica Capacitor:UC Series					
34	Size(mm) L:4.5 W:3.2 T:2(max)					
2A	Rated Voltage 2A:100WVDC 2H:500WVDC					
4700	Nominal Capaciance (pF) Exa.:4700-->470pF 0150-->15pF					
	Capacitance Range 2A:241-820pF 2H:91.5-470pF					
	10pF up to 100pF/0.5pF Step 101pF up to 1000pF/1pF Step					
J	Capacitance (pF)	Tolerance				
		C	D	F	G	J
	91.5-100	+/-0.25pF	+/-0.5%	+/-1%	+/-2%	+/-5%
	101-820			+/-1%	+/-2%	+/-5%
(-T)	Taping UC34 : 1000pcs/Reel					
Temperature Coefficient 0-50ppm/Deg.C						
Operating Temperature Range -55 up to +125Deg.C						
Insuration Resistance 10x10 ⁴ M ohm min						

Land Pattern & Dimensions

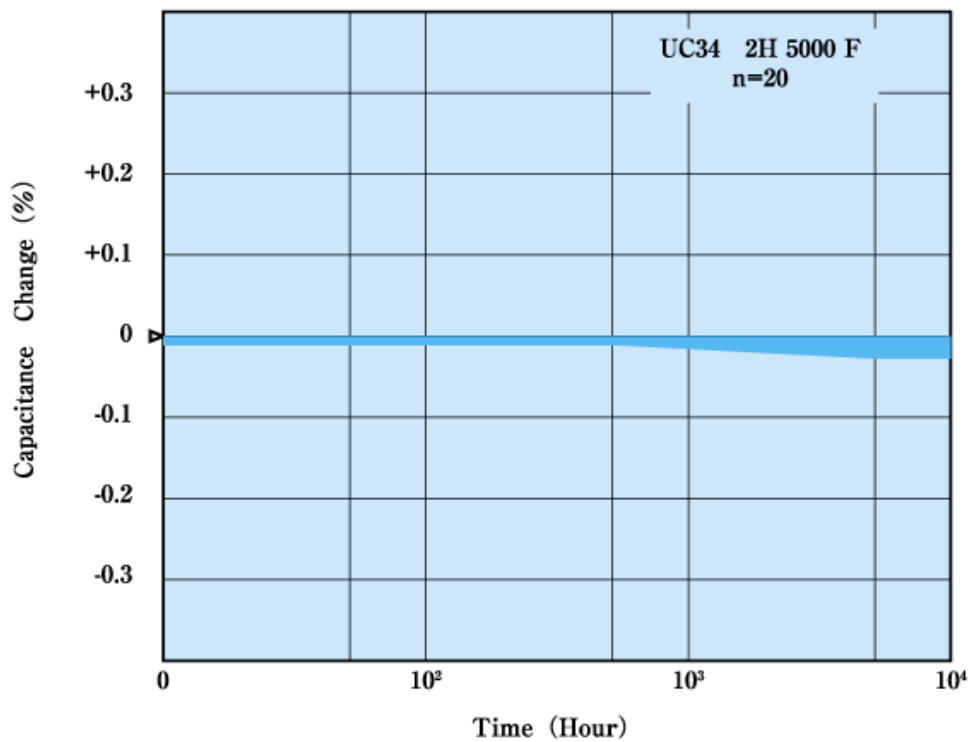
UC34 Type



Characteristics 2 Resonant Frequency



Characteristics 3 Capacitance change vs. Time



Characteristics (Common) 1 Capacitance vs. Temperature (-55°C-125°C)

