

Product Information

Control No. : ARP-4271300-E 1

Issued on July 10, 2020

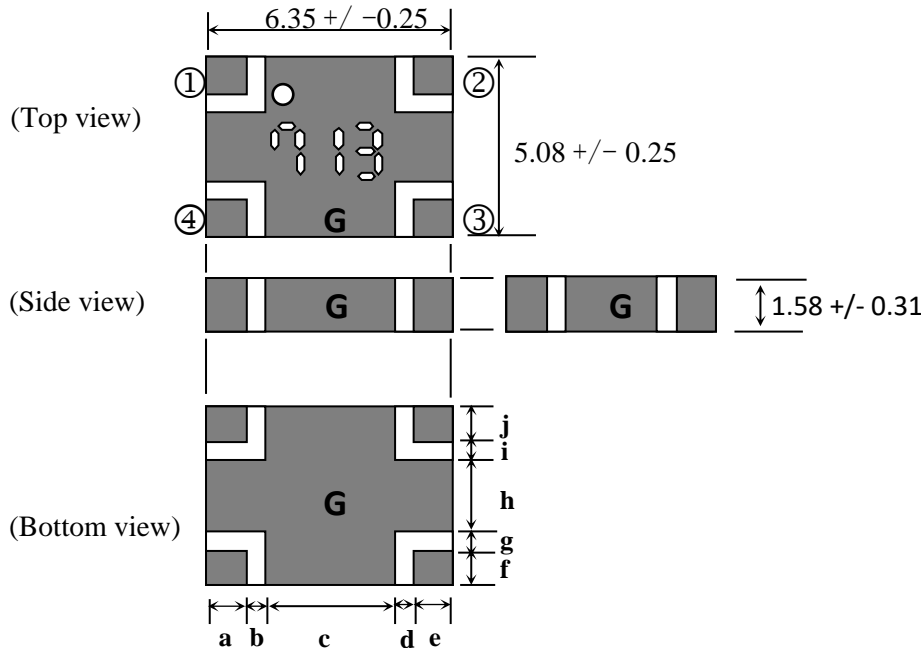
Application : 30dB Directional Coupler for 2300-2900MHz

1. Type No.

HMD2713A-30M2600

RoHS Compliant Part

2. Dimension (Unit : mm)



Terminal	
①	IN
②	OUT
③	Isolation
④	Coupling
G	GND

Terminal Dimensions	
a	1.02 +/- 0.10
b	0.51 +/- 0.20
c	3.30 +/- 0.20
d	0.51 +/- 0.20
e	1.02 +/- 0.10
f	1.02 +/- 0.10
g	0.51 +/- 0.20
h	2.08 +/- 0.20
i	0.51 +/- 0.20
j	1.02 +/- 0.10

3. Electrical characteristics

Parameter		Band1	Band2	Unit
Frequency Range	Specification	2300-2900	2500-2700	MHz
Nominal impedance	Specification	50	50	ohm
Mean Coupling	Specification	30.0 +/- 1.0	30.0 +/- 0.8	dB
	Typical	30.54	30.44	
Insertion Loss	Specification	max 0.10	max 0.05	dB
	Typical	0.048	0.041	
VSWR	Specification	max 1: 1.15	max 1: 1.12	
	Typical	1.04	1.04	
Directivity	Specification	min 20	min 22	dB
	Typical	26.95	29.03	
Frequency Sensitivity	Specification	max +/- 0.25	max +/- 0.10	dB
	Typical	0.14	0.04	

4. Note

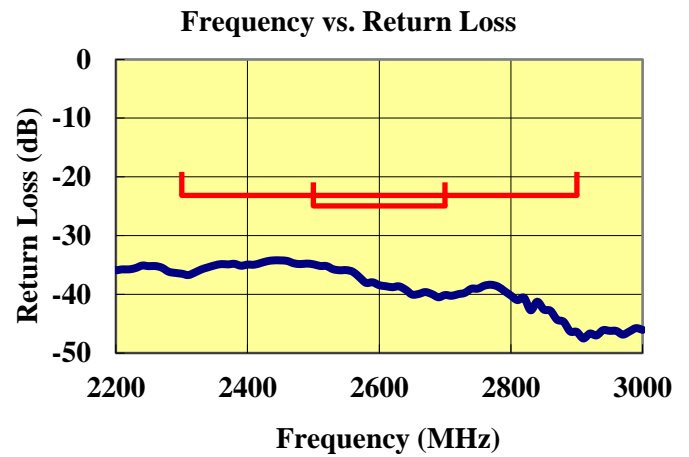
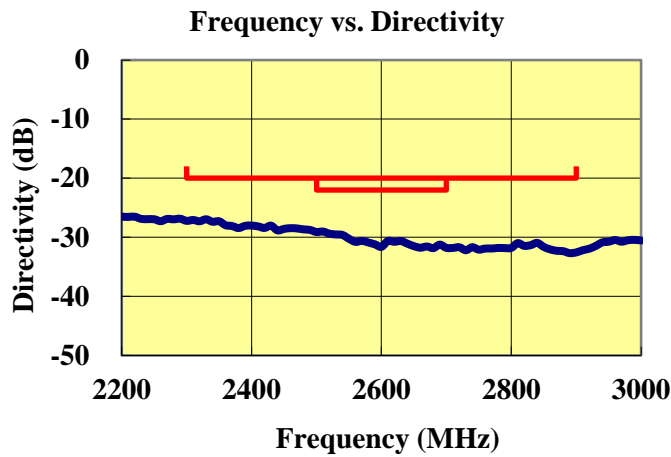
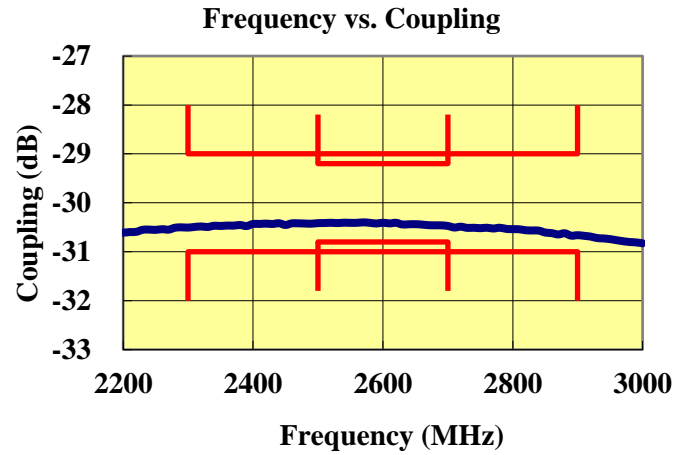
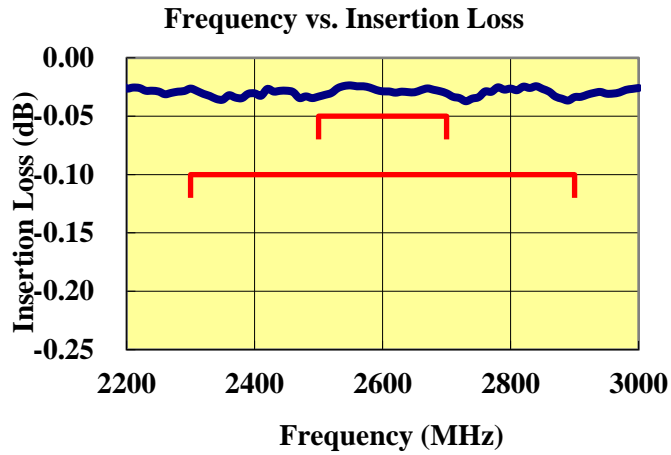
- | | |
|---------------------------------|--|
| 4.1 Operating Temperature Range | : -55 to +105 deg.C |
| 4.2 Storage Temperature Range | : -20 to +35 deg.C (In a Taping Package) |
| 4.3 Max Input Power | : 200 W Avg/CW |
| 4.4 Standard Reel Quantity | : 1,000 pcs (per reel, per bag) |

Approved by	Confirmed by	Raised by
Y. Imai	T. Hasegawa	M. Aiba

SOSHIN ELECTRIC CO., LTD

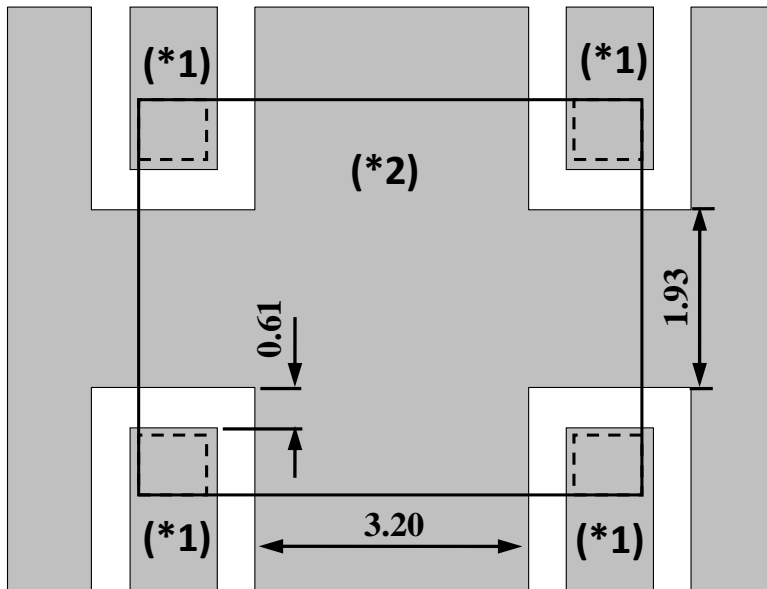
5.Representative characteristics

Measured Data



6.Recommended Land Pattern (Unit:mm)

Land Pattern



(*1) 50 ohm impedance line
(*2) Ground Plane

Resist Pattern

